

1090 SASH PULL

1090 Sash Pull in Dark Bronze (BZ) 6" length

MATERIAL

Bronze

AVAILABLE FINISHES



Dark Bronze (BZ)



Distressed Black (TC)



Light Bronze (LT)



Medium White Bronze (WM)









Natural Bronze (NB)



White Bronze (WL)

Dark Bronze (BZ) - Our Dark Bronze patinas is hand applied on the metal to create a naturally aged appearance. Dark bronze is a living finish and will lighten where touched frequently.

Finish	Code	Length	Width	Projection
 Dark Bronze	BZ.1090 4	4"	3/8"	1"
	BZ.1090 6	6"	3/8"	1 1/4"
	BZ.1090 8	8"	3/8"	1 3/8"
	BZ.1090 10	10"	3/8"	1 3/8"
 Distressed Black	TC.1090 4	4"	3/8"	1"
	TC.1090 6	6"	3/8"	1 1/4"
	TC.1090 8	8"	3/8"	1 3/8"
	TC.1090 10	10"	3/8"	1 3/8"
 Light Bronze	LT.1090 4	4"	3/8"	1"
	LT.1090 6	6"	3/8"	1 1/4"
	LT.1090 8	8"	3/8"	1 3/8"
	LT.1090 10	10"	3/8"	1 3/8"
 Medium White Bronze	WM.1090 4	4"	3/8"	1"
	WM.1090 6	6"	3/8"	1 1/4"
	WM.1090 8	8"	3/8"	1 3/8"
	WM.1090 10	10"	3/8"	1 3/8"
 Natural Bronze	NB.1090 4	4"	3/8"	1"
	NB.1090 6	6"	3/8"	1 1/4"
	NB.1090 8	8"	3/8"	1 3/8"
	NB.1090 10	10"	3/8"	1 3/8"
 White Bronze	WL.1090 4	4"	3/8"	1"
	WL.1090 6	6"	3/8"	1 1/4"
	WL.1090 8	8"	3/8"	1 3/8"
	WL.1090 10	10"	3/8"	1 3/8"