

# CS052

SMOOTH RECTANGULAR CRESCENT SINK

## DETAILS

Installation Type: Drop-In or Undermount

Smooth Metal


OD: 21" x 14" x 6"

ID: 18" x 12"

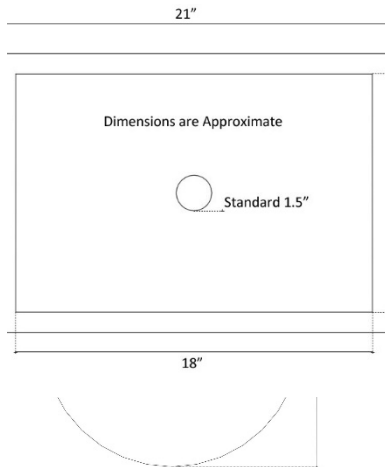

Uses Standard 1.5" Drain, No Overflow

Each sink is hand-crafted; no two sinks will be the same

NOTE: Due to the handmade nature of the sink, dimensions are approximate and variations in the smooth metal may be visible.



Shown in PB



AVAILABLE FINISHES		BASE MATERIAL
<b>SRG</b>	Satin Rose Gold	Copper
<b>PRG</b>	Polished Rose Gold	Copper
<b>SS</b>	Satin Stainless Steel	Stainless Steel
<b>PS</b>	Polished Stainless Steel	Stainless Steel
<b>UB</b>	Satin Unlacquered Brass	Brass
<b>PB</b>	Polished Unlacquered Brass	Brass

AVAILABLE DRAINS	
<b>D004</b>	1.5" Grid Strainer
<b>D005</b>	1.5" Lift and Turn
<b>D006</b>	1.5" Pop-Up
<b>D011-D017</b>	1.5" Decorative Grid Strainer
<b>D101-D720</b>	1.5" Decorative Drain

## INSTALLATION

**DROP-IN:** Cut opening large enough for the sink to be "dropped in" to countertop.

**UNDERMOUNT:** Cuts in countertop are up to the discretion of the installer. Clips or other installation method must be provided by the fabricator/installer.

Use silicone adhesive to adhere sink to countertop. Clean any excess silicone from sink surface to avoid damaging the finish.

## CARE

This sink has a living finish (excluding SS/PS) which will change with time and use. Use mild soap and water for everyday cleaning. Avoid any harsh abrasives, acidic cleaning products and antibacterial hand soap. A clear paste wax may be applied periodically to protect the finish and help with water spotting.

## WARRANTY

Linkasink warranties our product to be free from manufacturing defect for the life of the product. Warranty does not cover improper care, neglect, abuse, or normal wear-and-tear.

### DIMENSIONS WILL VARY

**DO NOT** use this sheet as a guide for countertop cuts. Due to the handmade nature of each product, templates are not provided.