

SUBMITTAL SHEET

| | |
|-------------------|-------------|
| JOB NAME | ITEM TAG |
| JOB LOCATION | PART NUMBER |
| CONTRACTOR | DATE |
| ENGINEER APPROVAL | DATE |

GAS BALL VALVE

Model T-3000 FL x FL

175 W.O.G. NON-SHOCK

ANSI standard Z21.15

For use as a gas appliance connector valve (1/2 lb. System)

AGA 3-88 for use in house piping systems (2lb. System)

Working Pressure, Non Shock (PSI)

Cold working pressure (CWP):

Saturated steam (WSP):

MATERIAL SPECIFICATION

| PART | MATERIAL |
|-----------------|---------------------|
| 1 Handle | Aluminum |
| 2 Stem | Forged brass |
| 3 Fixing ring | Phosphor bronze |
| 4 O-ring | Nitrile rubber |
| 5 Seal | Fiber |
| 6 Seats | Nitrile rubber |
| 7 Ball | Chrome plated brass |
| 8 Body | Forged brass |
| 9 Washer | Brass |
| 10 Handle screw | Steel |

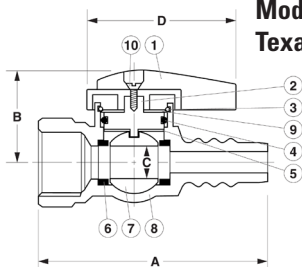
DIMENSIONS

| Size | A | B | C | D |
|------------|------|------|------|------|
| 3/8"x 1/2" | 2.42 | 1.30 | .394 | 1.41 |
| 1/2"x 1/2" | 2.53 | 1.30 | .394 | 1.41 |

DIMENSIONS

| Size | A | B | C | D |
|------------|------|------|------|------|
| 3/8"x 1/2" | 2.35 | 1.30 | .394 | 1.41 |
| 1/2"x 1/2" | 2.46 | 1.30 | .394 | 1.41 |
| 5/8"x 1/2" | 2.81 | 1.46 | .591 | 2.01 |
| 1/2"x 3/4" | 2.53 | 1.46 | .591 | 2.01 |

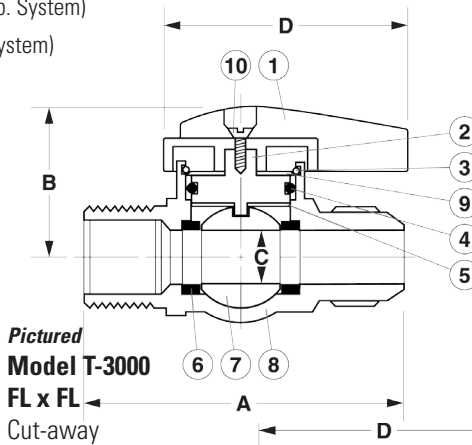
Pictured Model T-3000 Texas Pattern



DIMENSIONS

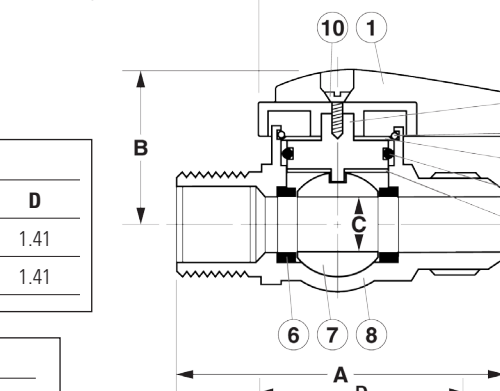
| Size | A | B | C | D |
|------------|------|------|------|------|
| 1/2"x 1/8" | 2.96 | 1.34 | .394 | 1.41 |
| 3/4"x 1/8" | 3.09 | 1.34 | .394 | 2.01 |

Pictured Model T-3000 FL x FL

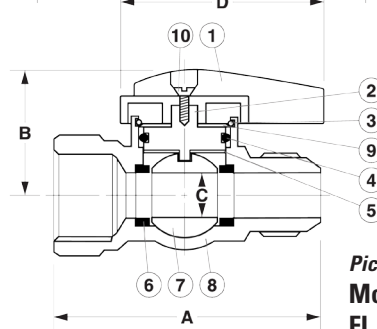


DIMENSIONS

| Size | A | B | C | D |
|------------|------|------|------|------|
| 3/8"x 3/8" | 2.69 | 1.30 | .394 | 1.41 |
| 1/2"x 1/2" | 2.62 | 1.30 | .394 | 1.41 |
| 5/8"x 5/8" | 3.03 | 1.46 | .591 | 2.01 |



Pictured Model T-3000 FL x M.I.P.



Pictured Model T-3000 FL x F.I.P.



SUBMITTAL SHEET

| | |
|-------------------|-------------|
| JOB NAME | ITEM TAG |
| JOB LOCATION | PART NUMBER |
| CONTRACTOR | DATE |
| ENGINEER APPROVAL | DATE |
