

SUBMITTAL SHEET

JOB NAME	ITEM TAG
JOB LOCATION	PART NUMBER
CONTRACTOR	DATE
ENGINEER APPROVAL	DATE

BOILER MANIFOLD HEADER

FORGED CARBON STEEL MANIFOLD HEADER

Ideal for all hot water boiler heating systems, they minimize labor and piping space by permitting direct supply or return boiler connections to two, three or four zones.


Durable forged steel Schedule 40 pipe construction, with fully-welded seams. Each manifold is pressure-tested before leaving the factory. The single-piece design eliminates leak paths typically associated with nipple and fitting joints.

Generous spacing between the zone legs allow plenty of tool room, requiring less time and hassle to connect each zone.

All manifolds undergo a thorough sand-blasting and acid wash, prior to a passivation and spray coating process. They are then heat-cured, for maximum durability and corrosion resistance at elevated temperatures.

Protector caps are fitted to each pipe thread, protecting each thread during normal handling, as well as keeping debris out of the manifold.

Available in main run sizes 1-1/4" and 1-1/2" and zone leg sizes 3/4" and 1".



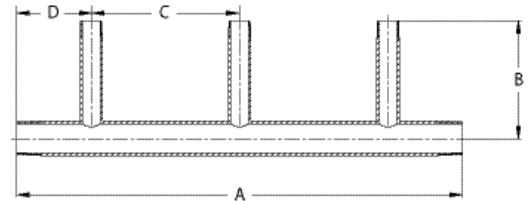
- All manifolds conform to the following specifications:
 - ASTM A53: Standard specification for pipe, steel, black and hot-dipped zinc coated, welded and seamless
 - ASTM A733: Standard specification for welded and seamless carbon steel and austenitic stainless steel pipe nipples.

- ANSI B36.1: Welded and seamless wrought steel pipe.
- ANSI/ASME B1.20.1: Threads, pipe - general purpose (inch).
- Manufactured in an ISO accredited facility.

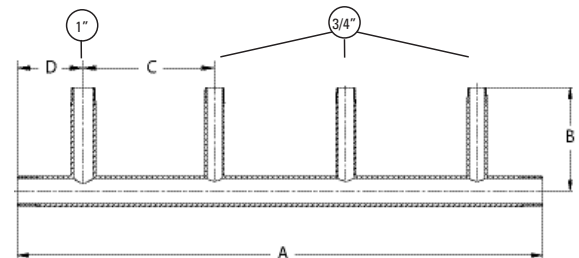
DIMENSIONS

Nominal Size:	A	B	C	D
1-1/4" x 3/4"				
2-Zone	14.00	5.50	7.06	3.50
3-Zone	21.00	5.50	7.06	3.50
4-Zone	28.00	5.50	7.06	3.50
5-Zone	35.00	5.50	7.06	3.50
6-Zone	42.00	5.50	7.06	3.50
1-1/4" x 1"				
2-Zone	14.00	5.50	7.06	3.50
3-Zone	21.00	5.50	7.06	3.50
4-Zone	28.00	5.50	7.06	3.50
5-Zone	35.00	5.50	7.06	3.50
6-Zone	42.00	5.50	7.06	3.50
1-1/2" x 3/4"				
2-Zone	14.00	5.62	7.06	3.50
3-Zone	21.00	5.62	7.06	3.50
4-Zone	28.00	5.62	7.06	3.50
5-Zone	35.00	5.62	7.06	3.50
6-Zone	42.00	5.62	7.06	3.50
1-1/2" x 1"				
2-Zone	14.00	5.62	7.06	3.50
3-Zone	21.00	5.62	7.06	3.50
4-Zone	28.00	5.62	7.06	3.50
5-Zone	35.00	5.62	7.06	3.50
6-Zone	42.00	5.62	7.06	3.50
1-1/4" x (3)3/4" x (1)1" 4-Zone				
	28.00	5.62	7.06	3.50

Pictured
3 Zone Manifold
Cut-away



Pictured
4 Zone Manifold
part number 355-442
Cut-away



MATERIAL SPECIFICATION

PART	MATERIAL	SPECIFICATION
1 Manifold Header	Forged Carbon Steel	ASTM A283 / A283M Grade D