

### Features

- Single deco lever handle controls both on/off activation and temperature setting
- Pressure-balancing diaphragm technology maintains outlet temperature within +/-3°F during water pressure fluctuations
- MasterClean™ sprayface features an easy-to-clean surface that withstands mineral buildup and maximizes spray performance
- Antiscald protection
- Coordinates with Memoirs faucets and accessories
- Includes single-function 2.5 gpm (9.5 lpm) showerhead
- Includes faceplate with ADA-compliant metal Deco lever handle
- Includes valve trim with handle, shower arm with flange, and showerhead
- THIS NEW K-TS462-4V TRIM REPLACES THE EXISTING K-T462-4V TRIM. THE NEW TRIM IS IDENTICAL AND INCLUDES TRIM ADAPTER KITS FOR BOTH RITE-TEMP K-304/K-2971 HIFLOW AND THE NEW K-8304 SERIES VALVE

### Material

- Premium material construction with metal handle ensures reliability and durability
- KOHLER finishes resist corrosion and tarnishing

### Installation

- Wall-mount
- Trim only; requires valve to complete installation (sold separately)

### Required Products/Accessories

K-8304 Series Rite-Temp® Valve & Cartridge Kits

or

K-8304 Series Rite-Temp® Valve & Cartridge Kits  
K-8300 Series Rite-Temp® Valve Body Rough-ins (Qty 5)  
K-28305 Thermostatic cartridge

or

K-8300 Series Rite-Temp® Valve Body Rough-ins  
K-8305 Series Rite-Temp® Cartridges

or

K-28304-K Thermostatic valve body and cartridge kit

### Optional Products/Accessories

K-10350 Deep rough-in kit  
K-10351 Test cap for K-8300 Series valve bodies



### Codes/Standards




ASME A112.18.1/CSA B125.1  
DOE - Energy Policy Act 1992

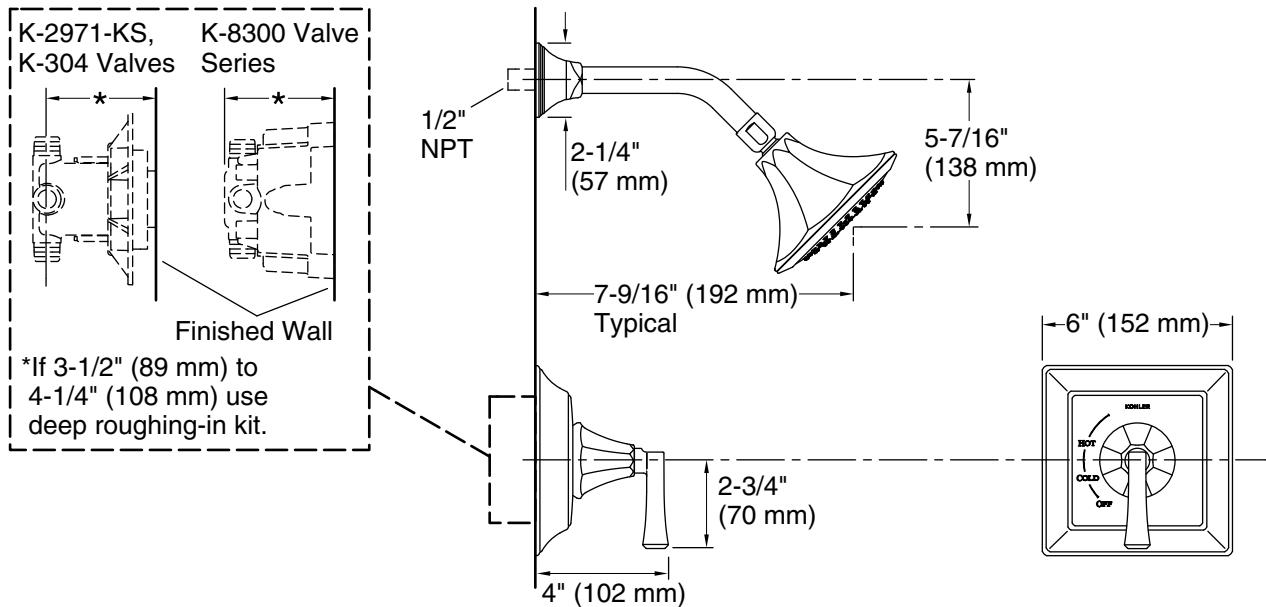
### KOHLER® Faucet Lifetime Limited Warranty

See website for detailed warranty information.

### Available Colors/Finishes

*Color tiles intended for reference only.*

Color	Code	Description
	CP	Polished Chrome
	BN	Vibrant® Brushed Nickel
	BV	Vibrant® Brushed Bronze



### Technical Information

All product dimensions are nominal.

### Spout:

Shower/Rainhead rated max flow: 2.5 gal/min (9.5 l/min)

### Notes

Install the product according to the installation guide.

**NOTICE:** Risk of product damage. Long screws for installing trim can damage the K-2971-KS valve. Consult the trim installation guide to verify if the thin wall installation kit (88526) is needed.