

### Features

- Single handle controls flow to outlets
- When used with K-728-K series MasterShower® transfer valves, handle controls flow to two or three outlets individually or any two outlets at a time
- When used with K-737 series MasterShower® diverter valves, handle controls flow to two or three outlets individually (only one outlet at a time)
- 360° handle rotation with three-outlet operation
- 120° handle rotation with two-outlet operation
- Requires valve (sold separately)
- Coordinates with other products in the Elate collection

### Material

- Premium material construction with metal handle ensures reliability and durability
- KOHLER finishes resist corrosion and tarnishing

### Installation

- Patented K-joint installation technology ensures consistent trim appearance, regardless of variability in valve rough-in

### Required Products/Accessories

- K-737-K 3/4" Two- or Three-Way Diverter Valve  
or  
• K-728-K 3/4" two- or three-way transfer valve



ADA CSA B651 OBC

### Codes/Standards


ASME A112.18.1/CSA B125.1  
ADA  
ICC/ANSI A117.1  
CSA B651  
OBC

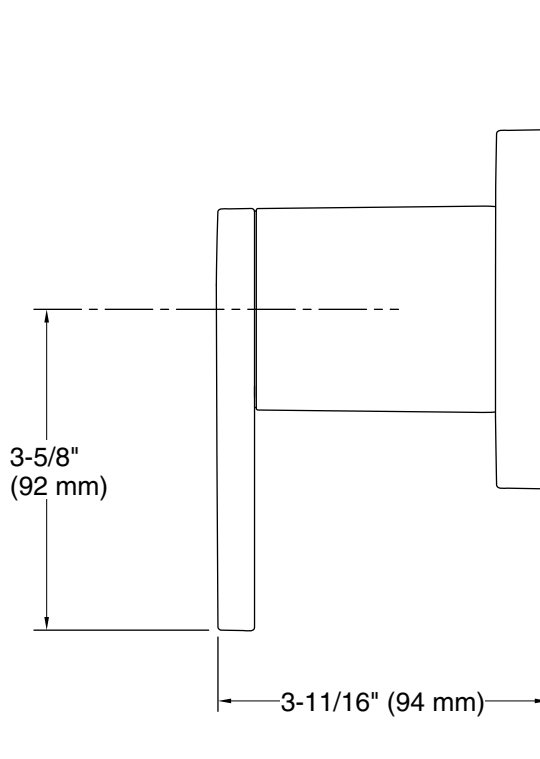
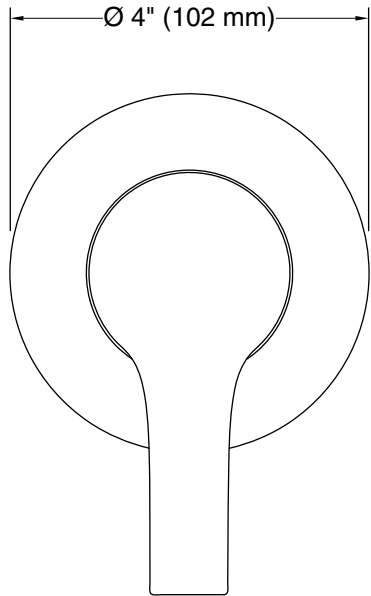
### KOHLER® Faucet Lifetime Limited Warranty

See website for detailed warranty information.

### Available Colors/Finishes

*Color tiles intended for reference only.*

Color	Code	Description
	CP	Polished Chrome
	BN	Vibrant® Brushed Nickel
	BL	Matte Black
	2MB	Vibrant® Brushed Moderne Brass



**Technical Information**

All product dimensions are nominal.

Drain included: No

**Spout:**

**Notes**

Install this product according to the installation instructions.

ADA, OBC, CSA B651 compliant when installed to the specific requirements of these regulations.