

Features

- Supplied with ADA compliant metal lever handle.
- Single handle controls both on/off activation and temperature settings.
- Trim includes push button diverter.
- Includes single function 2.5 gpm (9.5 l/min) showerhead with Katalyst Air Induction Technology.
- Showerhead features MasterClean sprayface for easy cleaning.
- High-temperature limit stop allows you to preset a comfortable maximum temperature to eliminate scalding.
- Trim set requires valve to complete installation.
- Complements the Purist® faucet and accessory collection.

Material

- Premium material construction for durability and reliability.
- KOHLER finishes resist corrosion and tarnishing.

Technology

- Rite-Temp® pressure-balancing technology maintains water temperature within +/-3 degrees Fahrenheit.

Required Products/Accessories

K-11748 Series Rite-Temp® Valves

Optional Products/Accessories

1016154 Rite-Temp® Deep Rough-In
88526 Thin Wall Trim Kit



Codes/Standards








ASME A112.18.1/CSA B125.1
DOE - Energy Policy Act 1992

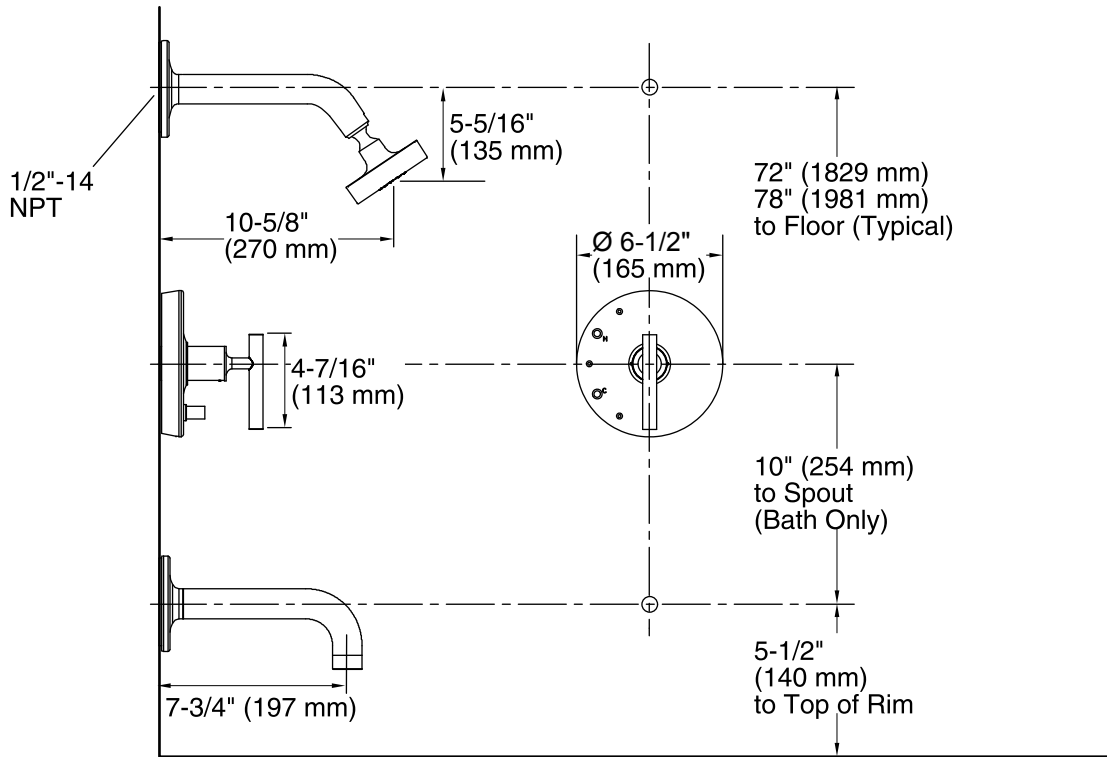
KOHLER® Faucet Lifetime Limited Warranty

See website for detailed warranty information.

Available Colors/Finishes

Color tiles intended for reference only.

Color	Code	Description
	CP	Polished Chrome
	SN	Vibrant® Polished Nickel
	PGD	Vibrant® Moderne Polished Gold
	BGD	Vibrant® Moderne Brushed Gold
	BN	Vibrant® Brushed Nickel
	BV	Vibrant® Brushed Bronze
	BL	Matte Black



Technical Information

All product dimensions are nominal.

Drain included: No

Showerhead/Body Spray:

Rated maximum flow: 2.5 gal/min (9.5 l/min)

Pressure: 80 psi (5.5 bar)

Notes

Install this product according to the installation guide.

Avoid cross-flow conditions. Do not install shut-off device on either valve outlet.

Cap the shower outlet if deck-mount spout, diverter, or handshower is connected to the spout outlet.