

Features

- Two-lever handles offer separate control of hot and cold water.
- Spout swivels to allow for unobstructed use of the sink.
- KOHLER ceramic disc valves exceed industry longevity standards for a lifetime of durable performance.
- KOHLER finishes resist corrosion and tarnishing.
- Compatible with 8in. - 16in. centers
- 1.2 gpm (gallons per minute) flow rate.

Material

- Premium metal construction for durability and reliability.

Installation

- Handles come pre-assembled on valves, which simplifies installation.

Loose component/s: Gasket, Aerator Key, Valve Hoses, and Y Connector.



ADA **CSA B651** **OBC**

Codes/Standards



ASME A112.18.1/CSA B125.1
NSF/ANSI 61
NSF/ANSI 372
All applicable US Federal and State material regulations
DOE - Energy Policy Act 1992
EPA WaterSense®
California Energy Commission (CEC)
ADA
ICC/ANSI A117.1
CSA B651
OBC

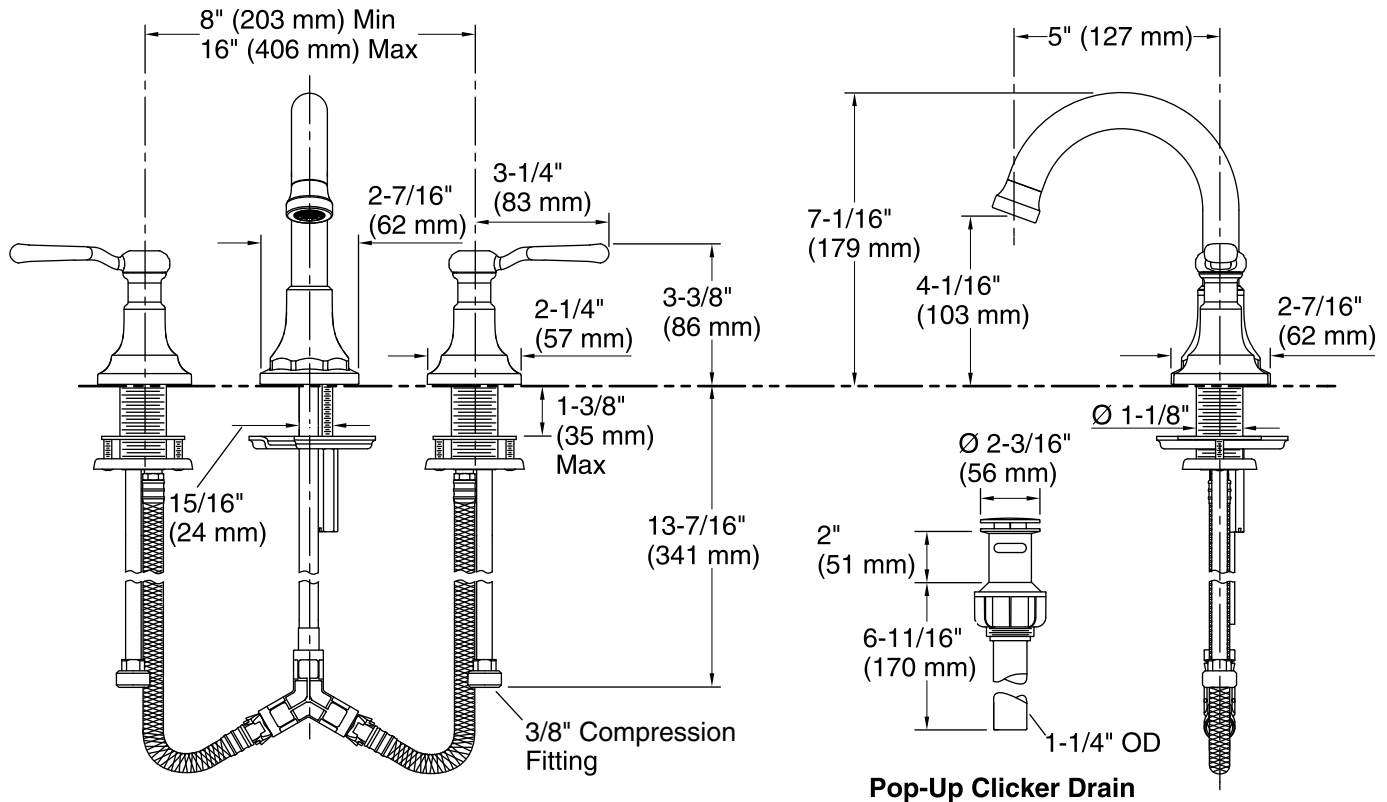
KOHLER® One-Year Limited Warranty

See website for detailed warranty information.

Available Colors/Finishes

Color tiles intended for reference only.

Color	Code	Description
	BN	Vibrant® Brushed Nickel
	2BZ	Oil-Rubbed Bronze



Technical Information

All product dimensions are nominal.

Faucet:

Flow rate: 1.2 gal/min (4.5 l/min)

Pressure: 60 psi (4.1 bar)

Valve body: Machined-brass

Drain included: Yes

Spout:

Spout reach: 5" (127 mm)

Handle clearance: 3-1/4" (83 mm)

Notes

Install this product according to the installation guide.

ADA, OBC, CSA B651 compliant when installed to the specific requirements of these regulations.