

### Features

- 1/2" - 14 NPT connection.
- Fluid design lines for ease of cleaning.
- For use with KOHLER showerheads (sold separately).

### Material

- Metal construction.



### Codes/Standards



ASME A112.18.1/CSA B125.1

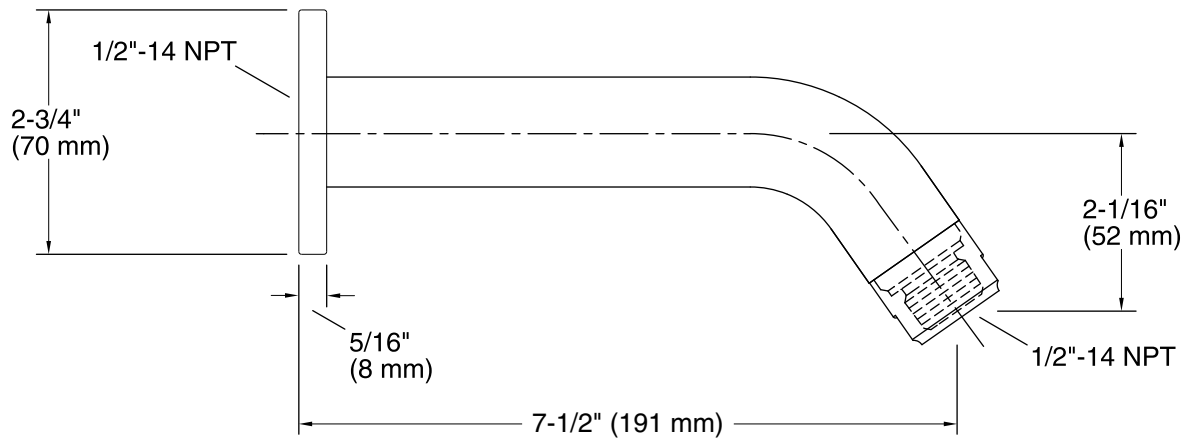
### KOHLER® Faucet Lifetime Limited Warranty

See website for detailed warranty information.

### Available Colors/Finishes

*Color tiles intended for reference only.*

Color	Code	Description
	CP	Polished Chrome
	BN	Vibrant® Brushed Nickel



### Technical Information

All product dimensions are nominal.

### Notes

Install this product according to the installation guide.