

Features

- Touchless glass sensor faceplate only. Requires KOHLER® rough-in toilet valve and AC or DC power supply to complete full system solution
- High-performing 1.6 gpf (6.0 lpf)
- Flex sensor technology utilizes advanced time-of-flight sensor technology to deliver accurate activation
- Optimized faceplate size for front-access servicing
- AC-power options available in single-supply or multi-supply. DC-power option delivers approximately 10 years of performance (80 uses/day)
- Fully mechanical manual override

Material

- Durable tempered glass construction

Technology

- Automatic sentinel flush occurs after 24 hours of non-use to keep trapway fresh
- Designed to communicate wirelessly with Cortex™ mobile app for flushometer parameter adjustments via approved tech professionals only

Required Products/Accessories

K-31660 Toilet valve for concealed touchless flushometer
K-36226 DC long-life battery pack for concealed touchless flushometers

or

K-13480-A AC Single Supply
K-31660 Toilet valve for concealed touchless flushometer

or

K-13481-A Multi-Outlet Power Supply
K-31660 Toilet valve for concealed touchless flushometer

Optional Products/Accessories

K-35603 Extension plate for concealed touchless flushometer faceplates



ADA **CSA B651** **OBC**

Codes/Standards

ASSE 1037/ASME A112.1037/CSA B125.37
ADA
ICC/ANSI A117.1
CSA B651
OBC





KOHLER® One-Year Limited Warranty

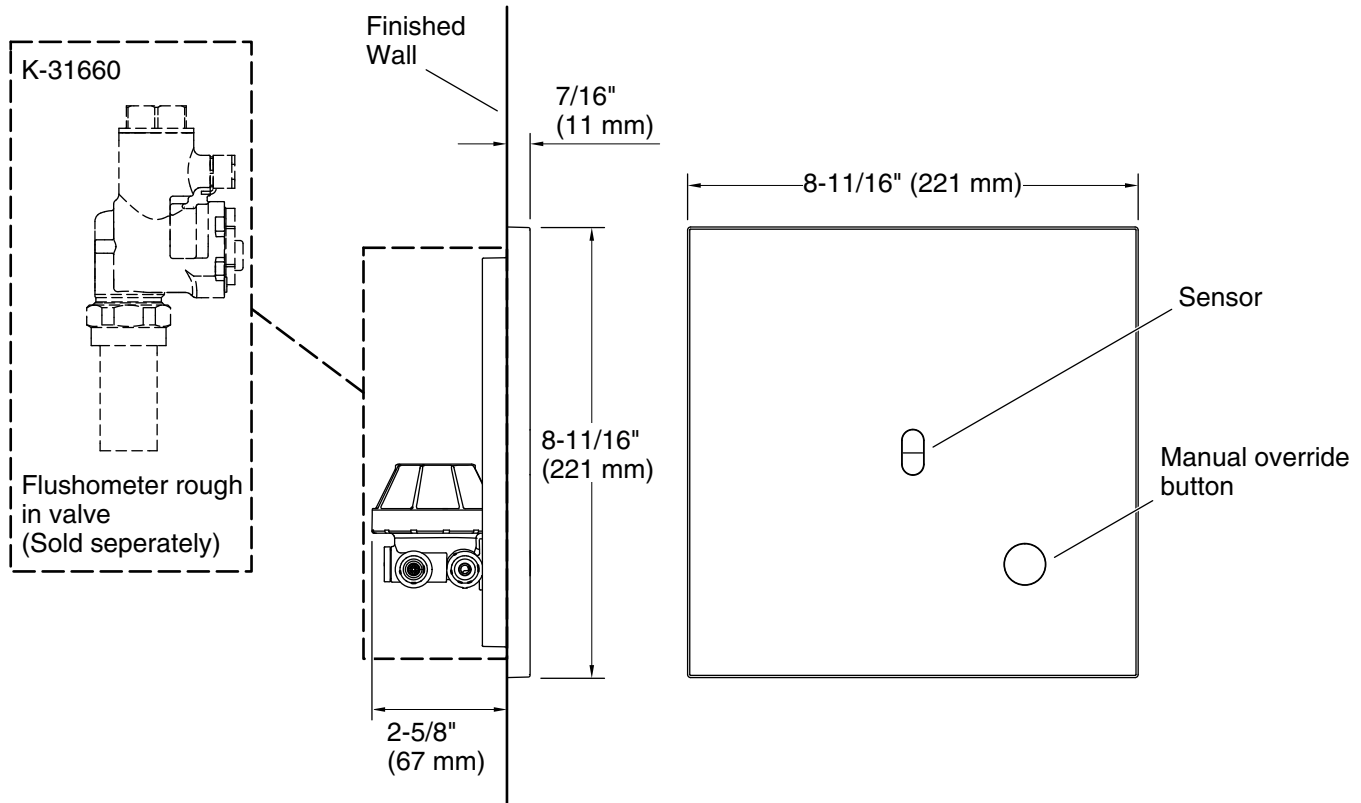
See website for detailed warranty information.

The BLUETOOTH® word mark and logos are registered trademarks owned by Bluetooth SIG, Inc. and any use of such marks by Kohler Co. is under license. Other trademarks and trade names are those of their respective owners.

Available Colors/Finishes

Color tiles intended for reference only.

Color	Code	Description
	CP	Polished Chrome
	BN	Vibrant® Brushed Nickel
	BL	Matte Black
	2MB	Vibrant® Brushed Moderne Brass



Technical Information

All product dimensions are nominal.

Bluetooth® range: 30 ft (9.1 m)

Bluetooth® version: 4.2

Notes

Install this product according to the installation instructions.

ADA, OBC, CSA B651 compliant when installed to the specific requirements of these regulations.