

Features

- 17-gauge brass construction.
- Brass tailpiece.
- 2" (51 mm) NPT connection.
- Above-floor or through-floor installation.
- For whirlpool baths with 23" (584 mm) to 25" (635 mm) depth.



Codes/Standards











ASME A112.18.2/CSA B125.2

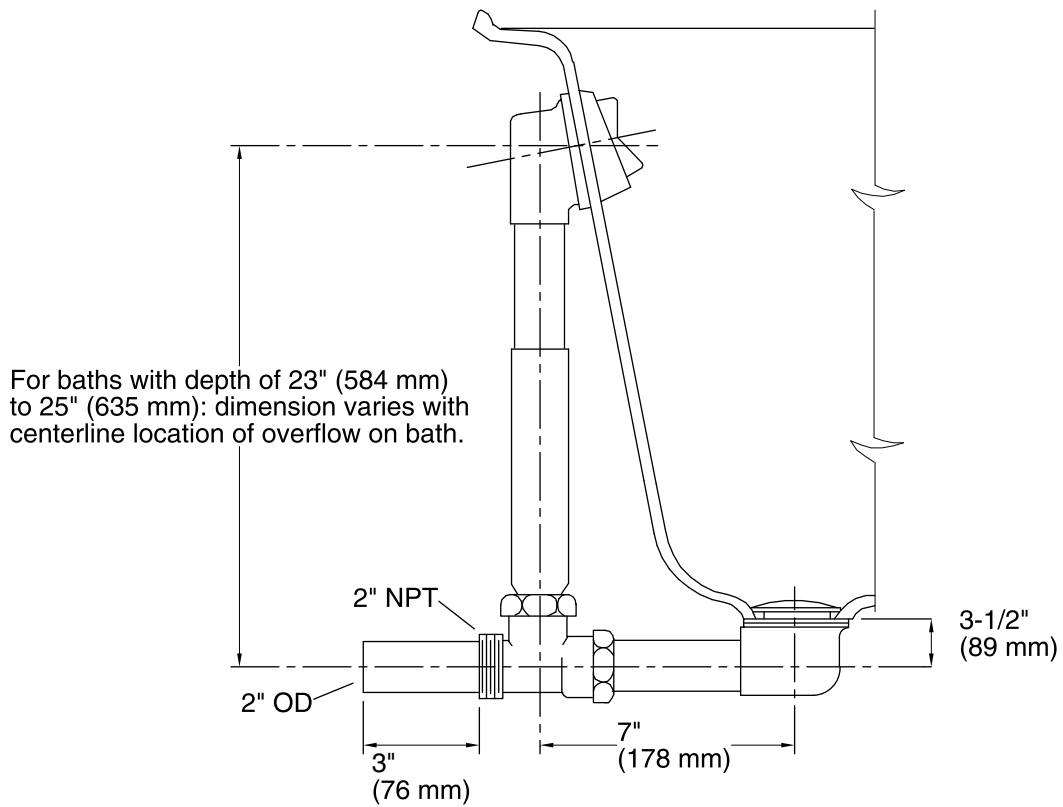
KOHLER® One-Year Limited Warranty

See website for detailed warranty information.

Available Colors/Finishes

Color tiles intended for reference only.

Color	Code	Description
	CP	Polished Chrome
	SN	Vibrant® Polished Nickel
	AF	Vibrant® French Gold
	PB	Vibrant® Polished Brass
	G	Brushed Chrome
	BN	Vibrant® Brushed Nickel
	BV	Vibrant® Brushed Bronze
	2BZ	Oil-Rubbed Bronze
	BKB	Brushed Black
	AU	Polished Gold



Technical Information

All product dimensions are nominal.

Notes

Install this product according to the installation guide.