



# Bakersfield™

Top-mount Kitchen Sink  
K-5832-3

## Features

- 30-inch minimum base cabinet width.
- Single bowl.
- 8-inch depth.
- Three faucet holes.

## Material

- KOHLER® enameled cast iron.

## Installation

- Top-mount

## Recommended Products/Accessories

- K-9000 P-Trap
- K-6517 Sink Rack
- K-6539 Drainboard with Sink Rack
- K-6377 Sponge Caddy
- K-6378 Kitchen Brush Caddy
- K-6379 Kitchen Squeegee
- K-6382 Disinfecting Wipes Dispenser
- K-6383 Soap Dispenser
- K-8618 Paper Towel Holder
- K-8619 Flexible Kitchen Mat
- K-8624 Dish Scraper
- K-8801 Sink Strainer
- K-8799 Sink Strainer

## Optional Products/Accessories

- K-5836 Cutting Board



## Codes/Standards









ASME A112.19.1/CSA B45.2

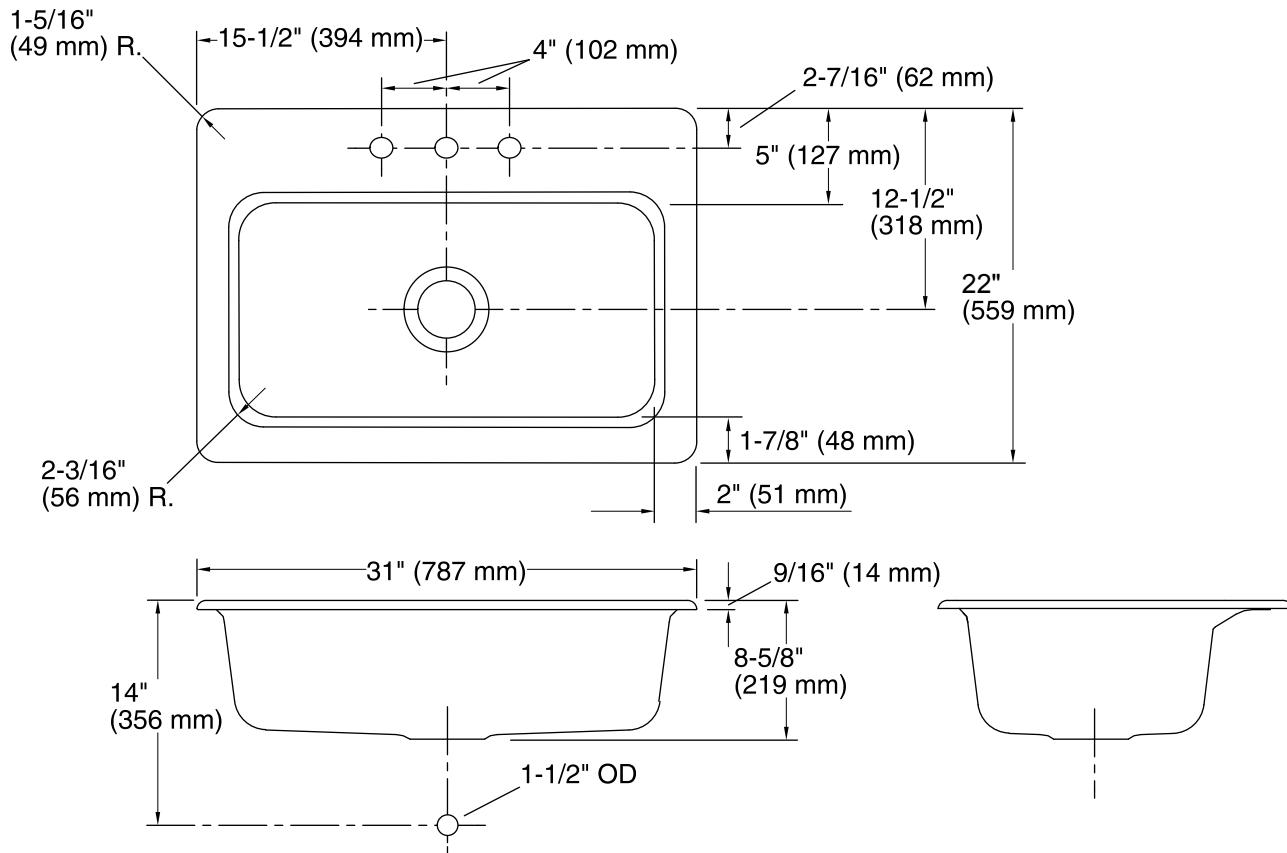
## KOHLER® Enameled Cast Iron Kitchen Sink Lifetime Limited Warranty

See website for detailed warranty information.

## Available Colors/Finishes

*Color tiles intended for reference only.*

| Color  | Code | Description   |
|--|------|---------------|
|  | 0    | White         |
|  | 96   | Biscuit       |
|  | 47   | Almond        |
|  | 95   | Ice™ Grey     |
|  | G9   | Sandbar       |
|  | 33   | Mexican Sand™ |
|  | 30   | Iron Cobalt   |
|  | 7    | Black Black™  |



### Technical Information

All product dimensions are nominal.

|                          |   |
|--------------------------|---|
| Bowl configuration:      | Single  |
| Installation:            | Top-mount   |
| Cutout:                  | Top-mount, 29-3/4" x 20-3/4" (756 mm x 527 mm) with 1" (25 mm) radius corners |
| Min. base cabinet width: | 30" (762 mm)  |
| Bowl area (Only):        | Length: 27" (686 mm)<br>Width: 15" (381 mm)<br>Bowl depth: 8" (203 mm)        |
| Number of deck holes:    | 3   |
| Faucet hole(s):          | 1-3/8" (35 mm)  |
| Drain hole:              | 3-5/8" (92 mm)  |

### Notes

Install this product according to the installation instructions.

Cut-out is 29-3/4" (756 mm) by 20-3/4" (527 mm) with 1" (25 mm) radius corners.