

## Features

- 33-inch minimum base cabinet width.
- Double equal bowls.
- 8-inch depth.
- Three faucet holes with one accessory hole to the right.

## Material

- KOHLER® enameled cast iron.

## Installation

- Top-mount

## Recommended Products/Accessories

- K-9000 P-Trap
- K-6539 Drainboard with Sink Rack
- K-6377 Sponge Caddy
- K-6378 Kitchen Brush Caddy
- K-6379 Kitchen Squeegee
- K-6382 Disinfecting Wipes Dispenser
- K-6383 Soap Dispenser
- K-8618 Paper Towel Holder
- K-8619 Flexible Kitchen Mat
- K-8624 Dish Scraper
- K-8801 Sink Strainer
- K-8799 Sink Strainer



## Codes/Standards





ASME A112.19.1/CSA B45.2

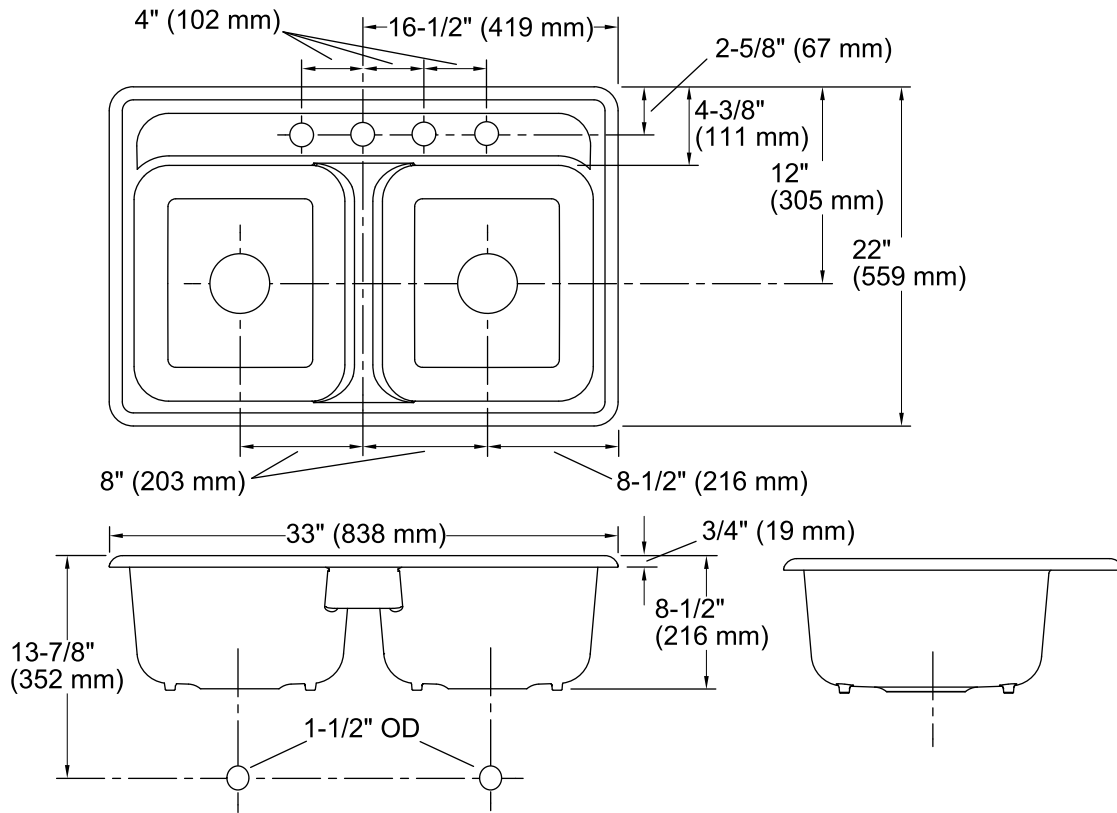
## KOHLER® Enameled Cast Iron Kitchen Sink Lifetime Limited Warranty

See website for detailed warranty information.

## Available Colors/Finishes

*Color tiles intended for reference only.*

Color	Code	Description
	0	White
	96	Biscuit
	47	Almond
	7	Black Black™



## Technical Information

All product dimensions are nominal.

Bowl configuration: Double equal

Installation: Top-mount

Min. base cabinet width: 33" (838 mm)

Bowl area (Left): Length: 15" (381 mm)  
Width: 14" (356 mm)  
Bowl depth: 8" (203 mm)

Bowl area (Right): Length: 15" (381 mm)  
Width: 14" (356 mm)  
Bowl depth: 8" (203 mm)

Number of deck holes: 4

Faucet hole spacing: 4" (102 mm)

Faucet hole(s): 1-3/8" (35 mm)

Drain hole: 3-5/8" (92 mm)

Template: 1040401-7, required, included

## Notes

Install this product according to the installation instructions.