



Landshapes™ by Daniel Arsham

One-light LED scone
K-32694-SCLED

Features

- Designed in collaboration with Daniel Arsham
- A delicate glass sheet drapes over a sphere of light creating a warm luminosity
- Integrated LED
- Suitable for damp locations, per UL 1598
- Includes installation hardware
- Pairs with K-32693-SCLED one-light scone for a distinctly asymmetrical aesthetic (sold separately)
- Coordinates with other products in the Landshapes™ by Daniel Arsham collection

Material

- Premium metal and glass construction
- Manufactured with quality materials and complemented with a meticulous finishing process
- Durable finishes engineered to last and designed to coordinate with KOHLER faucet finishes

Installation

- Wall-mount

Recommended Products/Accessories

K-32693-SCLED One-light LED scone
K-32695-PELED 14-3/4" pendant
K-32131 69-1/2" x 34-1/2" freestanding bath
K-32263 Triangular cabinet knob
K-32264 30" bathroom vanity cabinet
K-32298 36" bathroom vanity cabinet
K-32299 60" bathroom vanity cabinet
K-32300 21-1/2" oval vessel bathroom sink, no overflow
K-32307 31" Dekton® vanity top
K-32308 37" Dekton® vanity top
K-32316 61" Dekton® vanity top
K-32317 27" x 39" framed mirror
K-32320 38" x 60" framed mirror
K-32576
K-32624 3" x 12" feature tile produced by the KOHLER WasteLAB
K-32639 6" x 6" feature tile produced by the KOHLER WasteLAB
K-34748 Oval cabinet knob
K-5401-DA One-piece elongated smart toilet, dual-flush
K-T77981-CLG Wall-mount bathroom sink faucet handle trim



Codes/Standards


UL 1598
CSA C22.2 No. 250.0

KOHLER® Indoor Lighting Fixtures Limited Warranty

See website for detailed warranty information.

Available Colors/Finishes

Color tiles intended for reference only.

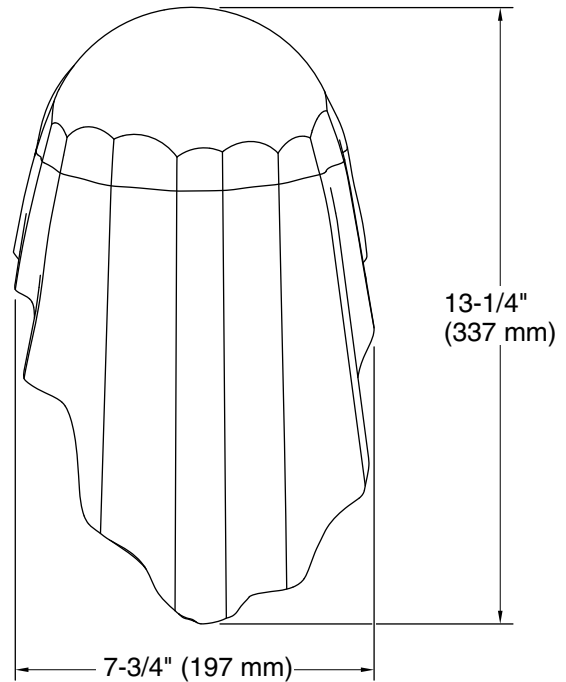
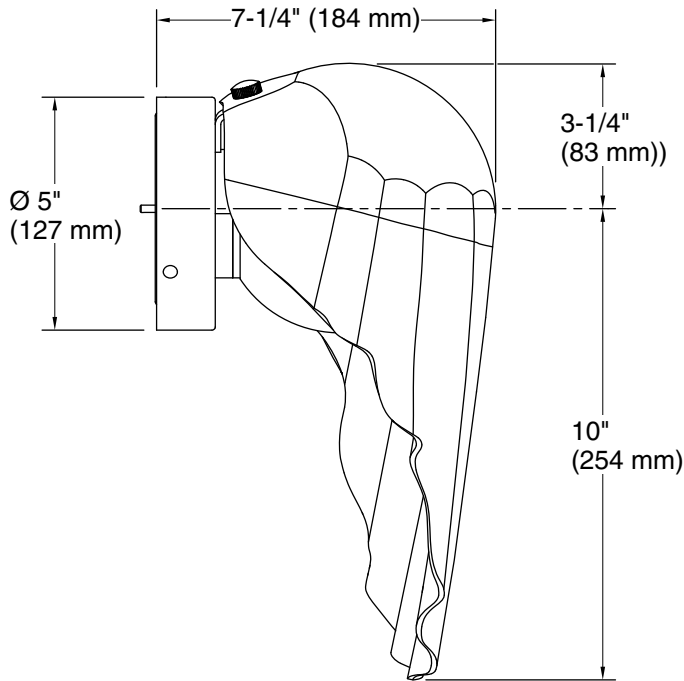
Color	Code	Description
	BNL	Brushed Nickel



Landshapes™ by Daniel Arsham

One-light LED sconce

K-32694-SCLED



Required Electrical Service

One circuit required.

120 V, 1 A, 60 Hz

Technical Information

All product dimensions are nominal.

Material: Steel, Glass
Lighting Type: Integrated LED
Number of Shades: 1
Shade Type: Painted Glass
Hanging Type: Non-hanging
CRI: ≥ 90
Life Span: 50000 Hours
Height: -

Notes

Install this product according to the installation instructions.

1-800-4KOHLER (1-800-456-4537)

Kohler Co. reserves the right to make revisions without notice to product specifications.

For the most current Specification Sheet, go to www.kohler.com USA or www.kohler.ca Canada

2-16-2025 20:09 - US/CA

THE BOLD LOOK
OF **KOHLER**®