

Features

- Freestanding design creates a striking focal point in your bathing area.
- Molded lumbar support offers extra comfort while bathing.
- Slotted overflow allows for deep soaking.
- End drain.
- Coordinates with other products in the Archer collection.

Material

- Acrylic

Installation

- Freestanding
- End ledge allows for deck-mounting capabilities for faucets.

Additional Hydrotherapy Options

- Soaking Bath - K-2594-0
- Soaking Bath + Music - K-2594-2M
- Soaking Bath + Bask heated surface - K-2594-W1
- Soaking Bath + Bask heated surface + Music - K-2594-2MW
- BubbleMassage air bath - K-2595-G
- BubbleMassage air bath + Music - K-2595-G2M
- BubbleMassage air bath + Bask heated surface - K-2595-GW
- VibrAcoustic - K-2595-VB
- VibrAcoustic + Bask heated surface - K-2595-VBW

Required Products/Accessories

K-7271 Brass Slotted Overflow Bath Drain

or

K-7272 PVC Slotted Overflow Bath Drain

Recommended Products/Accessories

K-24916 Wireless Music Kit



Codes/Standards






CSA B45.5/IAPMO Z124

KOHLER® Plastic Baths and Receptors Lifetime Limited Warranty

See website for detailed warranty information.

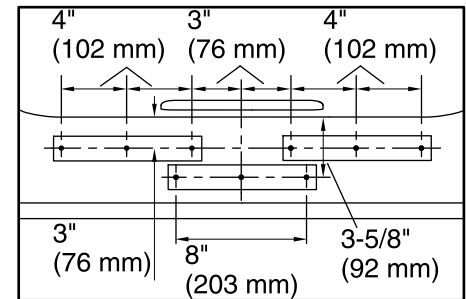
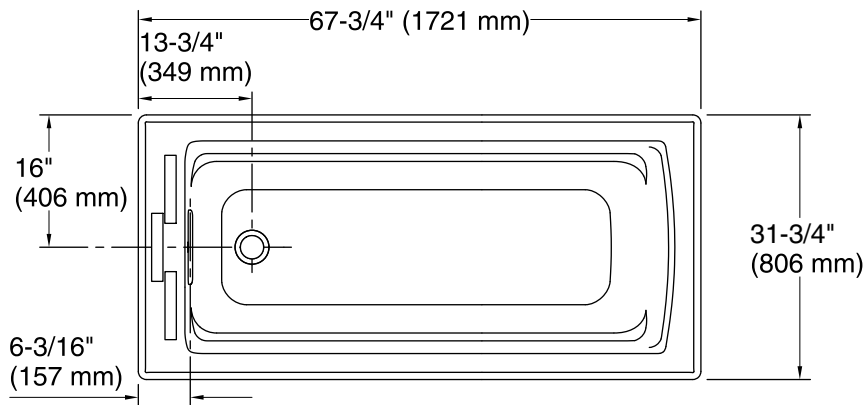
Available Colors/Finishes

Color tiles intended for reference only.

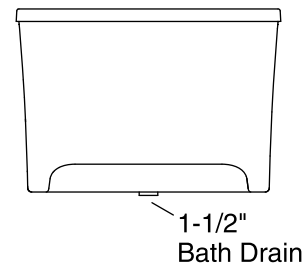
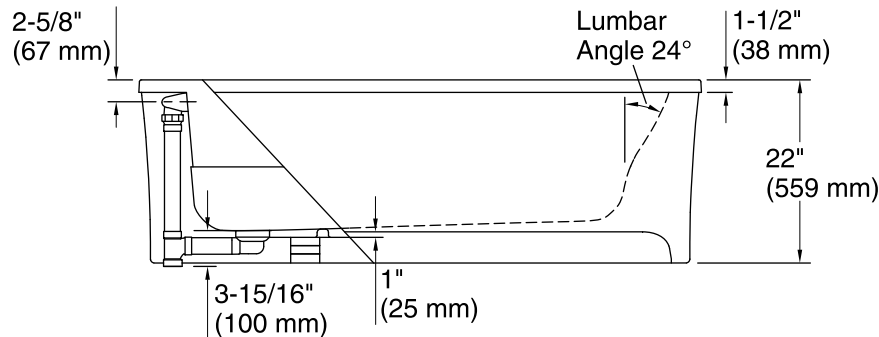
Color	Code	Description
	0	White
	96	Biscuit
	47	Almond
	NY	Dune
	G9	Sandbar

No change in measurements if connected with drain illustrated. (K-7272)

 Recommended Faucet Location



Recommended Faucet Hole Location



Technical Information

All product dimensions are nominal.

Installation:	Freestanding
Drain location:	End
Basin area, bottom:	51-1/16" x 19-11/16" (1297 mm x 500 mm)
Basin area, top:	58-9/16" x 25-5/16" (1487 mm x 643 mm)
Weight:	95 lbs (43.1 kg)
Minimum floor load:	43.8 lbs/ft ² (213.9 kg/m ²)
Water depth:	15-1/16" (383 mm)
Water capacity:	65 gal (246.1 L)
Template:	Footprint, 1265461, not required, not included

Notes

Measure your actual product for rough-in details. Install this product according to the installation instructions.

The hot water supply should be 70% of the capacity of the bath or greater. Installations will vary.

This bath is designed for freestanding installation only.

If installing a rim-mount faucet, make sure there is no interference above or below the deck before drilling any holes.