



Stargaze®
60" x 34" freestanding Heated BubbleMassage™ air
bath
K-24019-GH

Features

- 118 to 122 airjets release thousands of heated bubbles that surround and support the body in a warm massage
- Automatic and manual purge cycles remove residual water from air channels after use
- Variable-speed blower lets you adjust massage intensity to 18 levels
- Freestanding design creates a striking focal point in your bathing area
- 16" (406 mm) depth offers a deep soaking experience
- Integral lumbar support on both ends
- Textured bottom surface
- Wide ledge on one side is ideal for deck-mount faucet and/or handshower
- Fluted shroud
- Built-in 600W BubbleMassage™ heater warms humidified air before it enters the bath
- Automatic and manual purge cycles remove residual water from air channels after use

Material

- Acrylic

Technology

- Auto-shutoff timer on blower allows users to enjoy Heated BubbleMassage™ experience for 60 minutes before turning off
- User interface: electronic keypad control

Installation

- Center drain
- PureFlo drains are not recommended for a deck-mount faucet installation
- Remote blower motor installation required (relocation kit is included)

Required Products/Accessories

K-T37391 Rotary-turn bath drain trim
K-T37392 Rotary-turn bath drain trim

or

K-78438 30" cable bath drain

Recommended Products/Accessories

K-7265 Brass toe tap bath drain
K-23726 Drain treatment



Codes/Standards

ASME A112.19.7/CSA B45.10
CSA B45.5/IAPMO Z124
ASTM E162
ASTM E662
UL 1795
CSA C22.2 No. 218.2
cUL Listed
UL Listed


KOHLER® Plastic Baths and Shower Bases Lifetime Limited Warranty KOHLER® Hydrotherapy Components Five-Year Limited Warranty

See website for detailed warranty information.

Available Colors/Finishes

Color tiles intended for reference only.

Color Code Description

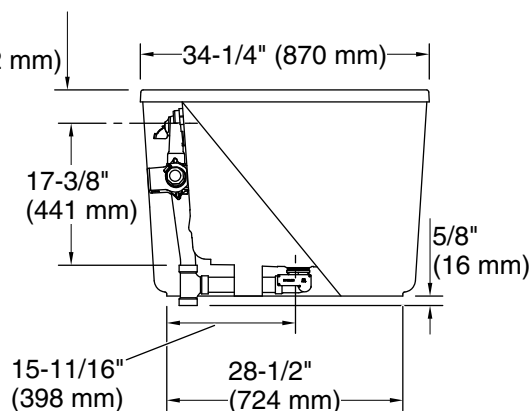
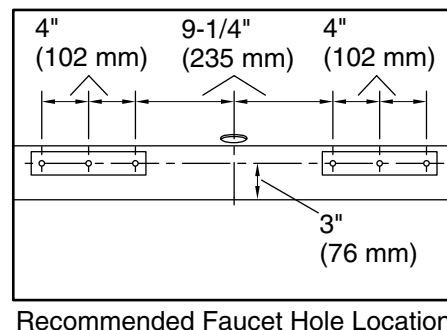
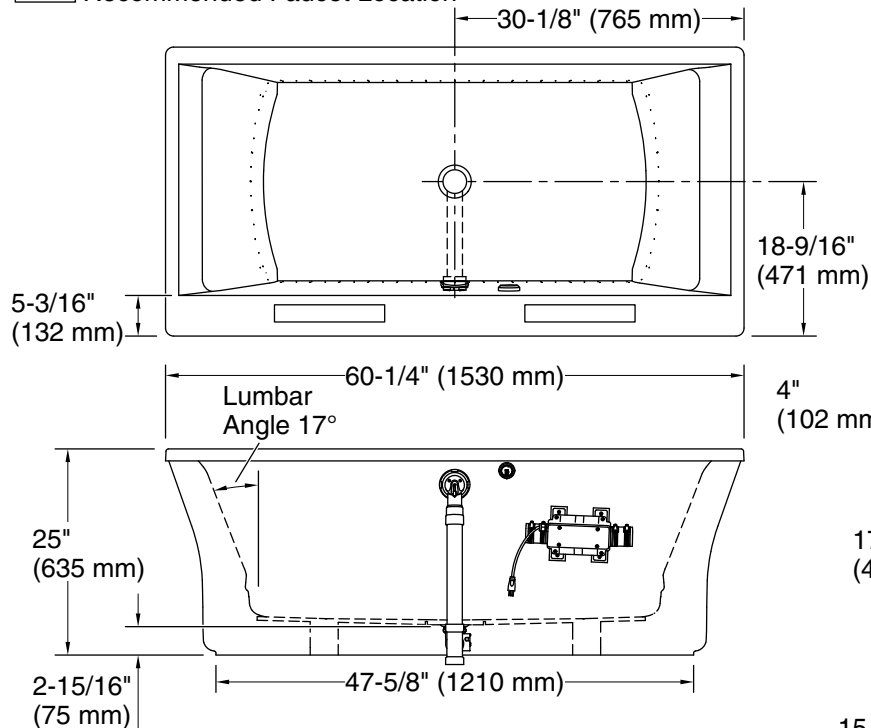
	0	White
---	---	-------



Stargaze®
60" x 34" freestanding Heated BubbleMassage™ air
bath
K-24019-GH

No change in measurements if connected with drain illustrated. (K-37386)

 Recommended Faucet Location



Required Electrical Service

Two dedicated circuits required, protected with Class A Ground-Fault Circuit-Interrupter (GFCI). Outside North America, this device may be known as a Residual Current Device (RCD).

Blower: 120 V, 15 A, 60 Hz

Heater: 120 V, 15 A, 60 Hz

Technical Information

All product dimensions are nominal.

Drain location: Center

Weight: 160 lbs (72.6 kg)

Minimum floor load: 54 lbs/ft² (263.7 kg/m²)

Water depth: 16-1/16" (408 mm)

Water capacity: 60 gal (227.1 L)

Template: Footprint, 1364290, not required, not included

Electrical component rating: Blower: 120 V, 10 A, 60 Hz

Heater: 120 V, 5 A, 60 Hz

Notes

Measure your actual product for rough-in details.

Install this product according to the installation instructions.

The hot water supply should be 70% of the capacity of the bath or greater. Installations will vary.

If installing a rim-mount faucet, make sure there is no interference above or below the deck before drilling any holes.