

Features

- 8-inch center faucet holes.
- Rectangular basin.
- Overflow drain.
- Coordinates with other products in the Kathryn collection.

Material

- Vitreous china.

Installation

- Drop-in

Recommended Products/Accessories

K-8998 P-Trap



ADA CSA B651

Codes/Standards











ASME A112.19.2/CSA B45.1
ADA
ICC/ANSI A117.1
CSA B651

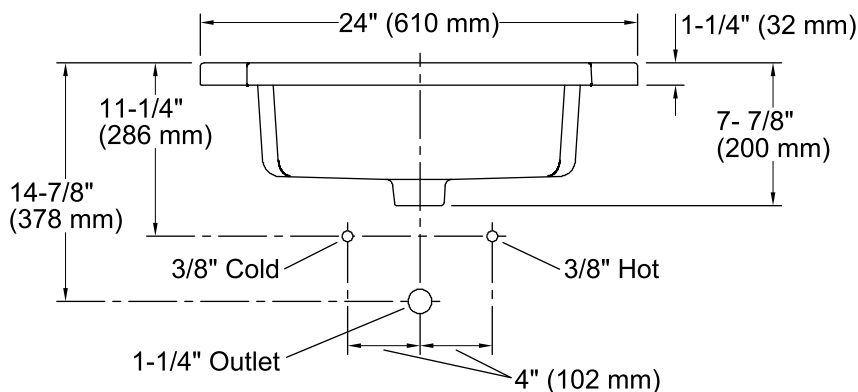
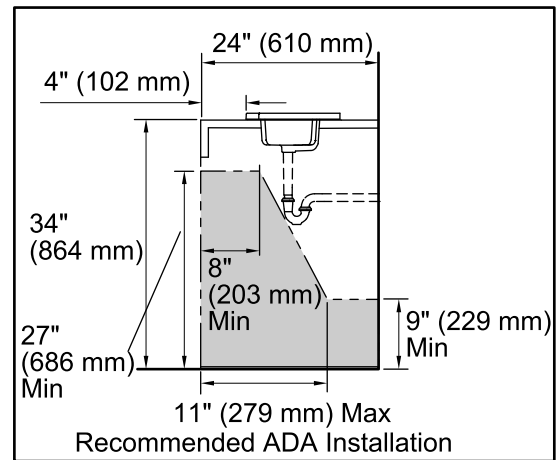
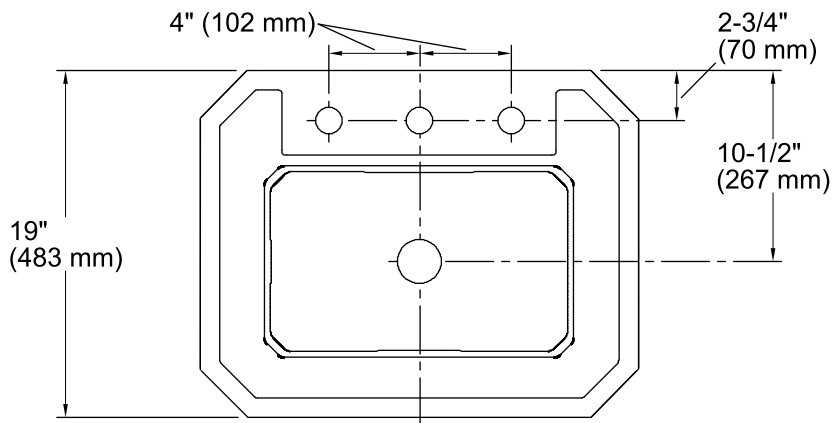
KOHLER® One-Year Limited Warranty

See website for detailed warranty information.

Available Colors/Finishes

Color tiles intended for reference only.

Color	Code	Description
	0	White
	96	Biscuit
	47	Almond
	NY	Dune
	95	Ice™ Grey
	G9	Sandbar
	33	Mexican Sand™
	K4	Cashmere
	58	Thunder™ Grey
	7	Black Black™



Technical Information

All product dimensions are nominal.

Bowl configuration:	Single
Installation:	Drop-in
Bowl area (Only):	Length: 17" (432 mm) Width: 10-1/2" (267 mm) Water depth: 4-1/8" (105 mm)
Number of deck holes:	3
Faucet hole spacing:	8" (203 mm)
Faucet hole(s):	1-3/8" (35 mm)
Drain hole:	1-3/4" (44 mm)
Template:	1014798-7, required, included

Notes

Install this product according to the installation instructions.

NOTICE: Countertop manufacturer or cutter must use the cutout template provided with the product, or a current one provided by Kohler Co. (call 1-800-4-KOHLER). Kohler Co. is not responsible for cutout errors when the incorrect cutout template is used.

ADA, CSA B651 compliant when installed to the specific requirements of these regulations.