

## Features

- 1.28 gallons per flush (gpf).
- Standard left-hand Polished Chrome trip lever included.
- Supply line not included.
- Combines with the K-20485 bowl to create a complete K-20450 Irvine™ toilet.

## Technology

- Single-flush gravity uses the force of gravity and a precision-engineered tank, bowl and trapway to create a strong siphon during flushing.
- AquaPiston® canister allows water to flow out of the tank from all sides (360 degrees), increasing the power and effectiveness of the flush.
- Flush valve's 3:2 ratio harnesses the natural force of gravity and optimizes flush performance.
- Durable canister design has 90% less exposed seal material than a 3" flapper, for leak-free performance.
- Light-touch canister flush requires a lower actuation force than a flapper.

## Recommended Products/Accessories

K-20485 elongated toilet bowl with skirted trapway



## Codes/Standards







ASME A112.19.2/CSA B45.1

## KOHLER® One-Year Limited Warranty

See website for detailed warranty information.

## Available Colors/Finishes

*Color tiles intended for reference only.*

Color	Code	Description
	0	White
	96	Biscuit
	NY	Dune
	95	Ice™ Grey
	G9	Sandbar
	7	Black Black™

No image available.

This product is a component and not intended to be a standalone installation.

## Technical Information

All product dimensions are nominal.

Toilet type: Two-piece, Floor-mount

Waste Outlet: Floor

Flush type: Gravity siphon jet

Water Consumption

Full: 1.28 gpf (4.8 lpf)

Rough-in: 12" (305 mm)

## Fixture Supply Requirements

Min static pressure: 15 psi (103.4 kPa)

Max static pressure: 80 psi (551.6 kPa)

## Notes

Install this product according to the installation instructions.