

### Features

- VibrAcoustic calms and soothes with sound vibration technology.
- Six concealed speakers send sound waves through the water to gently massage the body.
- Four original instrumental compositions offer different levels of relaxation.
- Syncs with devices enabled with BLUETOOTH® wireless technology including smartphones, MP3 players, tablets, and laptops located up to 33 feet away.\*
- Customize your experience with the high-resolution color touch screen.
- Fully adjustable volume above and below the water.
- Functions as a hydrotherapy bath when full of water and a stereo system when empty.
- Bask® heated surface creates spa-like relaxation with soothing warmth on your back and neck.
- Three heat settings allow you to customize the surface temperature.
- Hourglass shape adds style and elegance to your bathroom.
- Textured bottom surface.
- Reversible drain.
- Includes 25 feet of wiring and amplifier.

### Material

- Acrylic

### Hydrotherapy

- VibrAcoustic

### Installation

- Drop-in
- Requires 110V electrical service.

### Additional Hydrotherapy Options

- Soaking Bath - K-1242-0
- Soaking Bath + Bask heated surface - K-1242-W1
- BubbleMassage air bath - K-1239-G
- BubbleMassage air bath + Bask heated surface - K-1239-GW
- VibrAcoustic - K-1239-VB
- VibrAcoustic + Bask heated surface - K-1239-VBW
- Whirlpool - K-1239-0
- Whirlpool + heater - K-1239-H
- Whirlpool + Bask heated surface - K-1239-W1

### Recommended Products/Accessories

1184460 Under-Mount Installation Kit  
K-1278 Removable Apron  
K-1491 Bath/Whirlpool Pillow  
K-7161-AF Bath Drain  
K-7259 Clearflo Bath Drain



### Codes/Standards






CSA B45.5/IAPMO Z124  
ASTM E162  
ASTM E662  
UL 1795

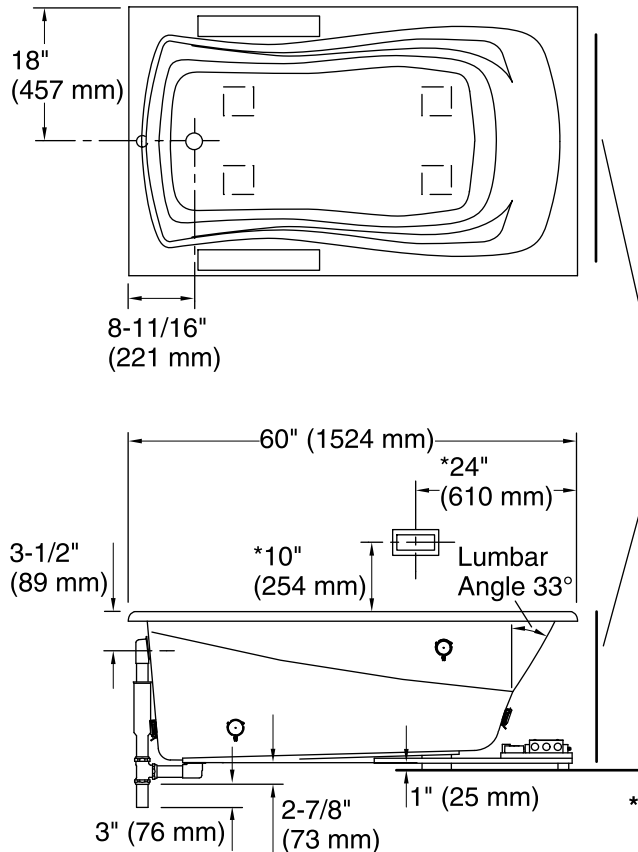
### KOHLER® Plastic Baths and Receptors Lifetime Limited Warranty

See website for detailed warranty information.

### Available Colors/Finishes

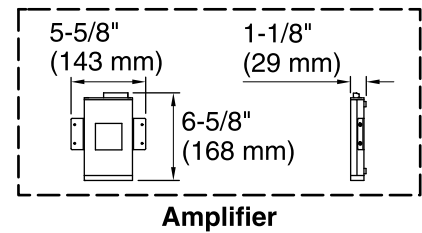
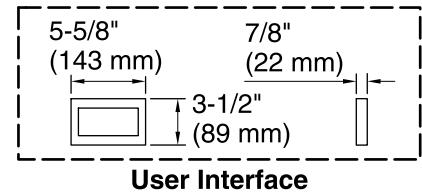
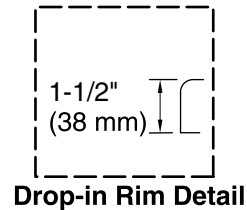
*Color tiles intended for reference only.*

Color	Code	Description
	0	White
	96	Biscuit
	47	Almond
	NY	Dune
	G9	Sandbar

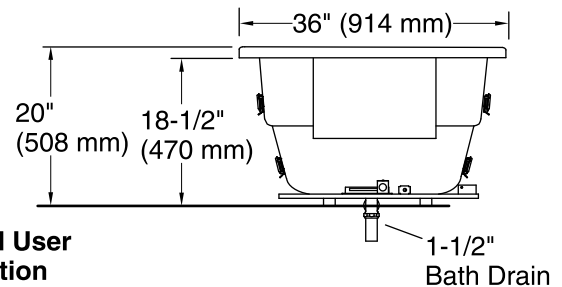


No changes in measurements if connected with drain illustrated. (K-7161-AF)

□ Recommended Faucet Location



Access Panel  
 30" (762 mm) W x  
 15" (381 mm) H Min



### Required Electrical Service

One circuit required, protected with Class A Ground-Fault Circuit-Interrupter (GFCI). Outside North America, this device may be known as a Residual Current Device (RCD).

Amplifier, Heated Surface: 120 V, 15 A, 50/60 Hz

### Technical Information

All product dimensions are nominal.

Installation:	Drop-in
Drain location:	End
Basin area, bottom:	46" x 24" (1168 mm x 610 mm)
Basin area, top:	54" x 27" (1372 mm x 686 mm)
Weight:	73 lbs (33.1 kg)
Minimum floor load:	42 lbs/ft <sup>2</sup> (205.1 kg/m <sup>2</sup> )
Water depth:	14" (356 mm)
Water capacity:	63 gal (238.5 L)
Cutout:	Drop-in, 58" x 34" (1473 mm x 864 mm)
Electrical component rating:	Amplifier: 120 V, 50/60 Hz Heated Surface: 120 V, 0.5 A, 50/60 Hz, 65 W
Minimum flat for door:	2" (50 mm)

### Notes

Measure your actual product for rough-in details. Install this product according to the installation instructions.

The hot water supply should be 70% of the capacity of the bath or greater. Installations will vary.

Control amplifier fits 16" (406 mm) center studs. 25' (7.6 m) cables are included.

If installing a rim-mount faucet, make sure there is no interference above or below the deck before drilling any holes.