

Features

- Two lever handles allow for both volume and temperature control.
- Widespread
- For 8" (203 mm) or 16" (406 mm) centers.
- 5" (127 mm) spout reach.
- 1.2 gpm (gallons per minute) flow rate.
- KOHLER ceramic disc valves exceed industry longevity standards for a lifetime of durable performance.
- Coordinates with Fairfax faucets, accessories, and showering components to complete your bathroom.
- Includes metal pop-up drain with lift rod and 1-1/4" tailpiece.

Material

- Premium Metal Construction
- KOHLER finishes resist corrosion and tarnishing.

Installation

- Two-handle widespread sink faucet for 8" - 16" centers features unique recessed valve installation
- Handles pre-assembled on KOHLER Ultraglide™ Ceramic Disc Valves to simplify installation.

Optional Products/Accessories

1077792 Fairfax Two-handle Plug Button Set



ADA CSA B651 OBC

Codes/Standards

ASME A112.18.1/CSA B125.1
NSF/ANSI 61
NSF/ANSI 372

All applicable US Federal and State material regulations

DOE - Energy Policy Act 1992

EPA WaterSense®

California Energy Commission (CEC)

ADA

ICC/ANSI A117.1

CSA B651







OBC

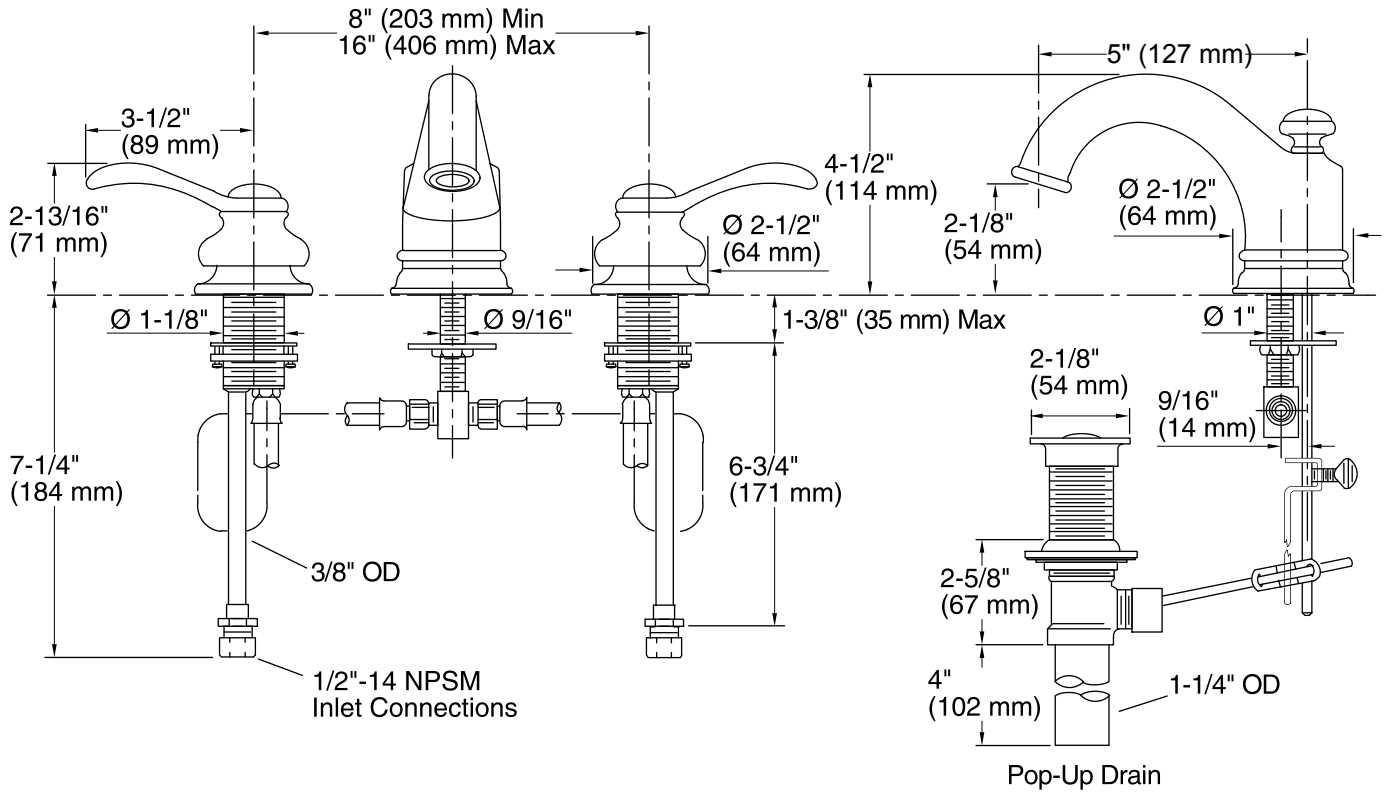
KOHLER® Faucet Lifetime Limited Warranty

See website for detailed warranty information.

Available Colors/Finishes

Color tiles intended for reference only.

Color	Code	Description
	CP	Polished Chrome
	PB	Vibrant® Polished Brass
	G	Brushed Chrome
	BN	Vibrant® Brushed Nickel
	BV	Vibrant® Brushed Bronze
	BRZ	Oil-Rubbed Bronze



Technical Information

All product dimensions are nominal.

Faucet:

Flow rate: 1.2 gal/min (4.5 l/min)

Pressure: 60 psi (4.1 bar)

Drain included: Yes

Drain tailpiece included: Yes

Spout:

Spout reach: 5" (127 mm)

Notes

Install this product according to the installation guide.

ADA, OBC, CSA B651 compliant when installed to the specific requirements of these regulations.