

Features

- 120 airjets release thousands of bubbles that surround, support, and massage the body.
- Variable-speed blower lets you adjust massage intensity to 18 levels.
- Hourglass shape adds style and elegance to your bathroom.
- Integral apron.
- Integral flange helps prevent water from seeping behind wall and simplifies alcove installation.
- Textured bottom surface
- Right-hand drain.
- Immediate and manual purge cycles remove residual water from air channels after use.

Material

- Acrylic

Hydrotherapy

- BubbleMassage

Installation

- Three-wall alcove.

Additional Hydrotherapy Options

- Soaking Bath - 1229-RA
- Soaking Bath + Bask heated surface - 1229-RAW
- BubbleMassage air bath - 1224-GRA
- VibrAcoustic - 1224-VBRA
- VibrAcoustic + Bask heated surface - 1224-VBRAW
- Whirlpool - 1224-RA
- Whirlpool + heater - 1224-HR
- Whirlpool + Bask heated surface - 1224-RAW

Recommended Products/Accessories

K-1446 Remote Installation Kit
K-1491 Bath/Whirlpool Pillow
K-1601 Bath/Whirlpool Footstop
K-7166-AF Bath Drain
K-24916 Wireless Music Kit
K-1234 Removable Apron
K-37380 30" Rough-in Cable Bath Drain
K-37383 30" Rough-in Cable Bath Drain



Codes/Standards

ASME A112.19.7/CSA B45.10
CSA B45.5/IAPMO Z124
ASTM E162
ASTM E662
UL 1795






**KOHLER® Plastic Baths and Receptors
Lifetime Limited Warranty
KOHLER® Hydrotherapy Components
Five-Year Limited Warranty**

See website for detailed warranty information.

Available Colors/Finishes

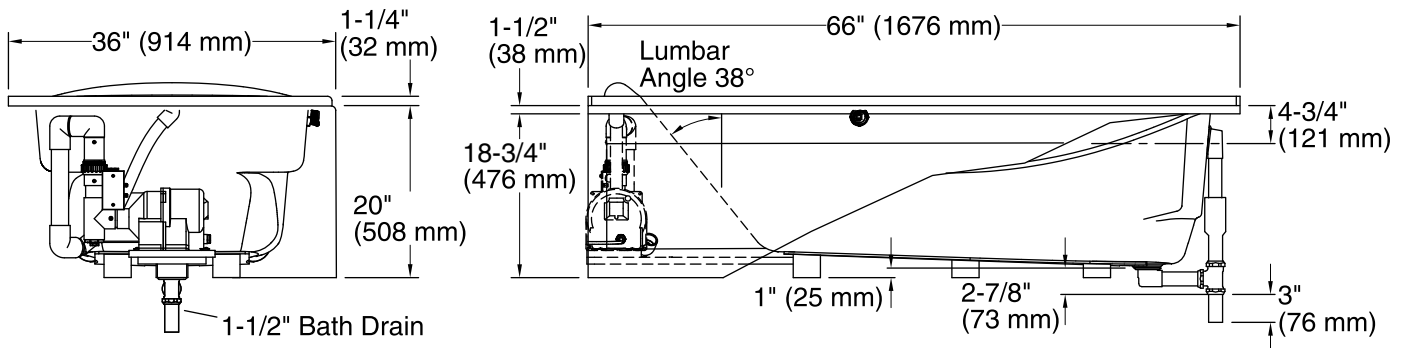
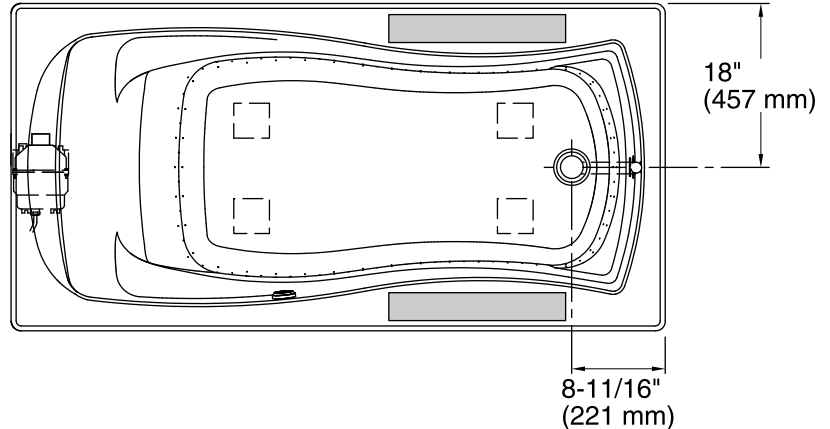
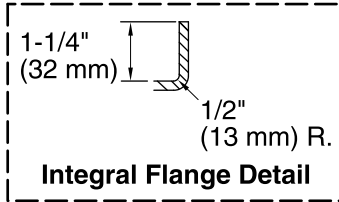
Color tiles intended for reference only.

Color Code Description

	0	White
	96	Biscuit
	47	Almond
	NY	Dune
	G9	Sandbar

No change in measurements if connected with drain illustrated. (K-7166-AF)

Recommended faucet area.



Required Electrical Service

One dedicated circuit required, protected with Class A Ground-Fault Circuit-Interrupter (GFCI). Outside North America, this device may be known as a Residual Current Device (RCD).

Blower: 120 V, 15 A, 60 Hz

Technical Information

All product dimensions are nominal.

Installation: Three-wall alcove
 Drain location: Right
 Basin area, bottom: 48" x 24" (1219 mm x 610 mm)
 Basin area, top: 59" x 30" (1499 mm x 762 mm)
 Weight: 109 lbs (49.4 kg)
 Minimum floor load: 42 lbs/ft² (205.1 kg/m²)
 Water depth: 14" (356 mm)
 Water capacity: 67 gal (253.6 L)
 Electrical component rating: Blower: 120 V, 10 A, 60 Hz
 Minimum flat for door: 1-15/16" (49 mm)

Notes

Measure your actual product for rough-in details. Install this product according to the installation instructions.

The hot water supply should be 70% of the capacity of the bath or greater. Installations will vary.

Provide one grounded electrical outlet within 24" (610 mm) of each component.

Remote blower installation kit K-1446 is available for relocating the blower. Provide access for servicing the blower.

Do not relocate or alter the PVC tee or coiled flexible tubing connected to the blower. Follow the blower relocation instructions exactly.