

### Features

- VibrAcoustic calms and soothes with sound vibration technology.
- Six concealed speakers send sound waves through the water to gently massage the body.
- Four original instrumental compositions offer different levels of relaxation.
- Syncs with devices enabled with BLUETOOTH® wireless technology including smartphones, MP3 players, tablets, and laptops located up to 33 feet away.\*
- Customize your experience with the high-resolution color touch screen.
- Fully adjustable volume above and below the water.
- Functions as a hydrotherapy bath when full of water and a stereo system when empty.
- Includes 25 feet of wiring and amplifier.
- Molded lumbar support offers extra comfort while bathing.
- Reversible drain.

### Material

- Acrylic

### Hydrotherapy

- VibrAcoustic

### Installation

- Drop-in
- Requires 110V electrical service.

### Additional Hydrotherapy Options

- Soaking Bath - K-1169-0
- Soaking Bath + Bask heated surface - K-1169-W1
- VibrAcoustic - K-1170-VB
- VibrAcoustic + Bask heated surface - K-1170-VBW
- Whirlpool - K-1170-H2

### Recommended Products/Accessories

1184460 Under-Mount Installation Kit  
K-1491 Bath/Whirlpool Pillow  
K-1601 Bath/Whirlpool Footstop  
K-7161-AF Bath Drain  
K-7213 27" Cable Bath Drain  
K-7214 27" Cable Bath Drain  
K-7265 Clearflo Bath Drain



### Codes/Standards

CSA B45.5/IAPMO Z124  
ASTM E162  
ASTM E662  
UL 1795  
CSA C22.2 No. 218.2

### KOHLER® Plastic Baths and Receptors Lifetime Limited Warranty






See website for detailed warranty information.

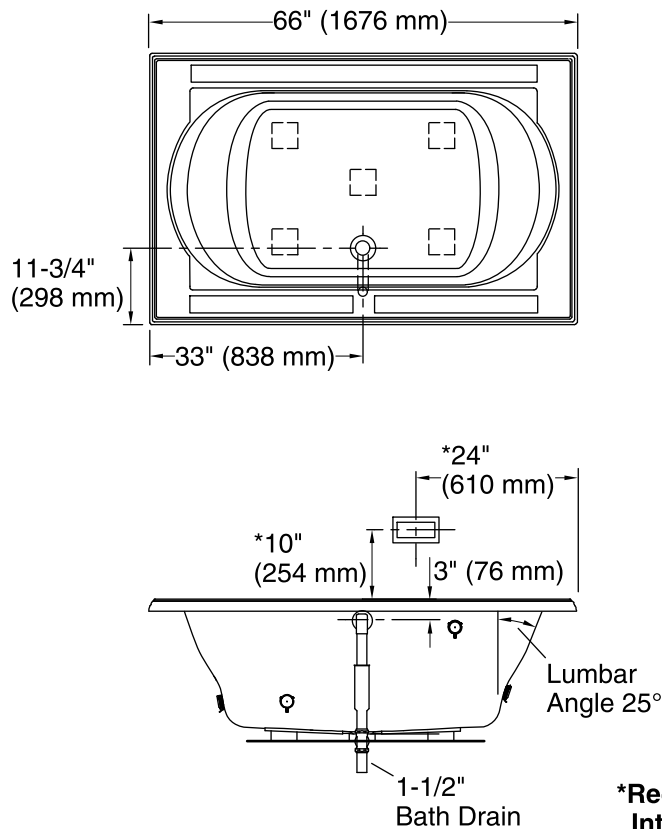
The BLUETOOTH® word mark and logos are registered trademarks owned by Bluetooth SIG, Inc. and any use of such marks by Kohler Co. is under license. Other trademarks and trade names are those of their respective owners.

### Available Colors/Finishes

*Color tiles intended for reference only.*

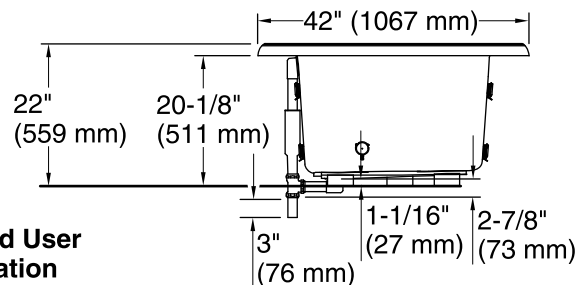
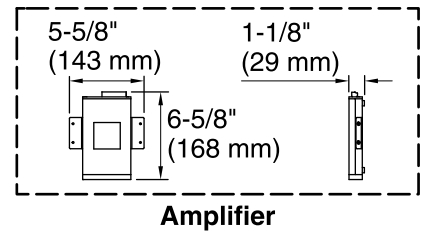
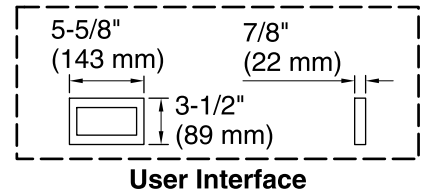
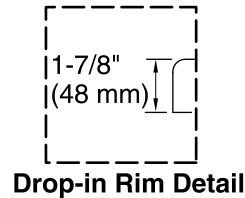
Color	Code	Description
-------	------	-------------

	0	White
	96	Biscuit
	47	Almond
	NY	Dune
	G9	Sandbar



No change in measurements if connected with drain illustrated. (K-7161-AF)

 Recommended Faucet Location



### Required Electrical Service

One circuit required, protected with Class A Ground-Fault Circuit-Interrupter (GFCI). Outside North America, this device may be known as a Residual Current Device (RCD).

Amplifier: 120 V, 15 A, 50/60 Hz

### Technical Information

All product dimensions are nominal.

Installation:	Drop-in
Drain location:	Center rear
Basin area, bottom:	42" x 27" (1067 mm x 686 mm)
Basin area, top:	54" x 30" (1372 mm x 762 mm)
Weight:	91 lbs (41.3 kg)
Minimum floor load:	41 lbs/ft <sup>2</sup> (200.2 kg/m <sup>2</sup> )
Water depth:	16" (406 mm)
Water capacity:	81 gal (306.6 L)
Cutout:	Drop-in, 64-1/2" x 40-1/2" (1638 mm x 1029 mm)
Electrical component rating:	Amplifier: 120 V, 1.1 A, 50/60 Hz
Amplifier channels:	2 at 15 W per channel 2 at 30 W per channel

### Notes

Measure your actual product for rough-in details. Install this product according to the installation instructions.

The hot water supply should be 70% of the capacity of the bath or greater. Installations will vary.

Control amplifier fits 16" (406 mm) center studs. 25' (7.6 m) cables are included.

If installing a rim-mount faucet, make sure there is no interference above or below the deck before drilling any holes.