

Features

- Molded lumbar support offers extra comfort while bathing.
- Coordinates with other products in the Bancroft collection.

Material

- Acrylic

Installation

- Drop-in

Additional Hydrotherapy Options

- Soaking Bath - 1156-0
- Soaking Bath + Bask heated surface - 1156-W1
- BubbleMassage air bath - 1158-G
- BubbleMassage air bath + chromatherapy - 1158-GCR
- VibrAcoustic - 1158-VB
- VibrAcoustic + Bask heated surface - 1158-VBW
- Whirlpool - 1158-H2

Recommended Products/Accessories

- K-7161-AF Bath Drain
- K-24916 Wireless Music Kit
- K-1491 Bath/Whirlpool Pillow
- K-7265 Clearflo Bath Drain
- K-37382 45" Rough-in Cable Bath Drain



Codes/Standards

CSA B45.5/IAPMO Z124
ASTM E162
ASTM E662
UL 1795

KOHLER® Plastic Baths and Receptors






Lifetime Limited Warranty

See website for detailed warranty information.

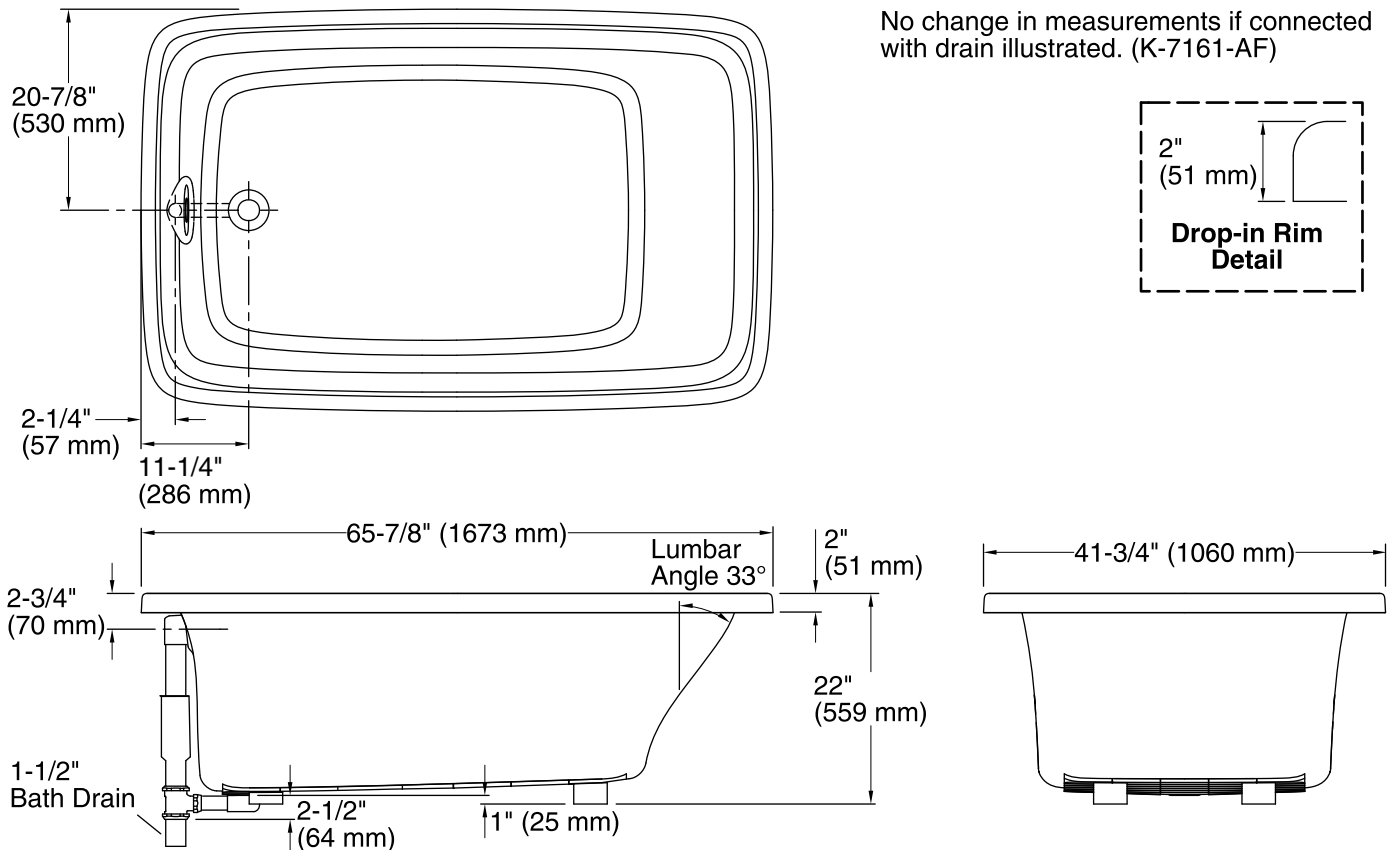
Available Colors/Finishes

Color tiles intended for reference only.

Color	Code	Description
-------	------	-------------

	0	White
	96	Biscuit
	47	Almond
	NY	Dune
	G9	Sandbar

No change in measurements if connected with drain illustrated. (K-7161-AF)



Technical Information

All product dimensions are nominal.

Installation:	Drop-in
Drain location:	End
Basin area, bottom:	46" x 30" (1168 mm x 762 mm)
Basin area, top:	57" x 34" (1448 mm x 864 mm)
Weight:	80 lbs (36.3 kg)
Minimum floor load:	47 lbs/ft ² (229.5 kg/m ²)
Water depth:	16" (406 mm)
Water capacity:	95 gal (359.6 L)
Template:	Drop-in, 1043292-7, required, included

Notes

Measure your actual product for rough-in details. Install this product according to the installation instructions.

The hot water supply should be 70% of the capacity of the bath or greater. Installations will vary.