

Features

- Bask® heated surface creates spa-like relaxation with soothing warmth on your back and neck.
- Customize the heat with three adjustable settings.
- Molded lumbar support offers extra comfort while bathing.
- Slotted overflow allows for deep soaking.
- End drain.
- Under-mountable

Material

- Acrylic

Installation

- Drop-in or under-mount.
- Requires 110V electrical service.

Additional Hydrotherapy Options

- Soaking Bath - 1130-0
- Soaking Bath + Bask heated surface - 1130-W1
- BubbleMassage air bath - 1168-G
- BubbleMassage air bath + chromatherapy - 1168-GCR
- VibrAcoustic + BubbleMassage air bath - 1168-GVB
- VibrAcoustic + BubbleMassage air bath + Bask heated surface + chromatherapy - 1168-GVBCW
- Whirlpool + heater - 1168-H2
- VibrAcoustic - 1168-VB
- VibrAcoustic + chromatherapy - 1168-VBC
- VibrAcoustic + chromatherapy + Bask heated surface - 1168-VBCW
- VibrAcoustic + Bask heated surface - 1168-VBW
- Whirlpool + BubbleMassage air bath - 1168-XH2G

Required Products/Accessories

K-7271 Brass Slotted Overflow Bath Drain

or

K-7272 PVC Slotted Overflow Bath Drain

Recommended Products/Accessories

K-590 5' under-mount installation kit

K-24916 Wireless Music Kit

K-1177 Vinyl Tiling-in Bead



Codes/Standards

CSA B45.5/IAPMO Z124

ASTM E162

ASTM E662

UL 1795

CSA C22.2 No. 218.2

KOHLER® Plastic Baths and Receptors

Lifetime Limited Warranty











KOHLER® Hydrotherapy Components

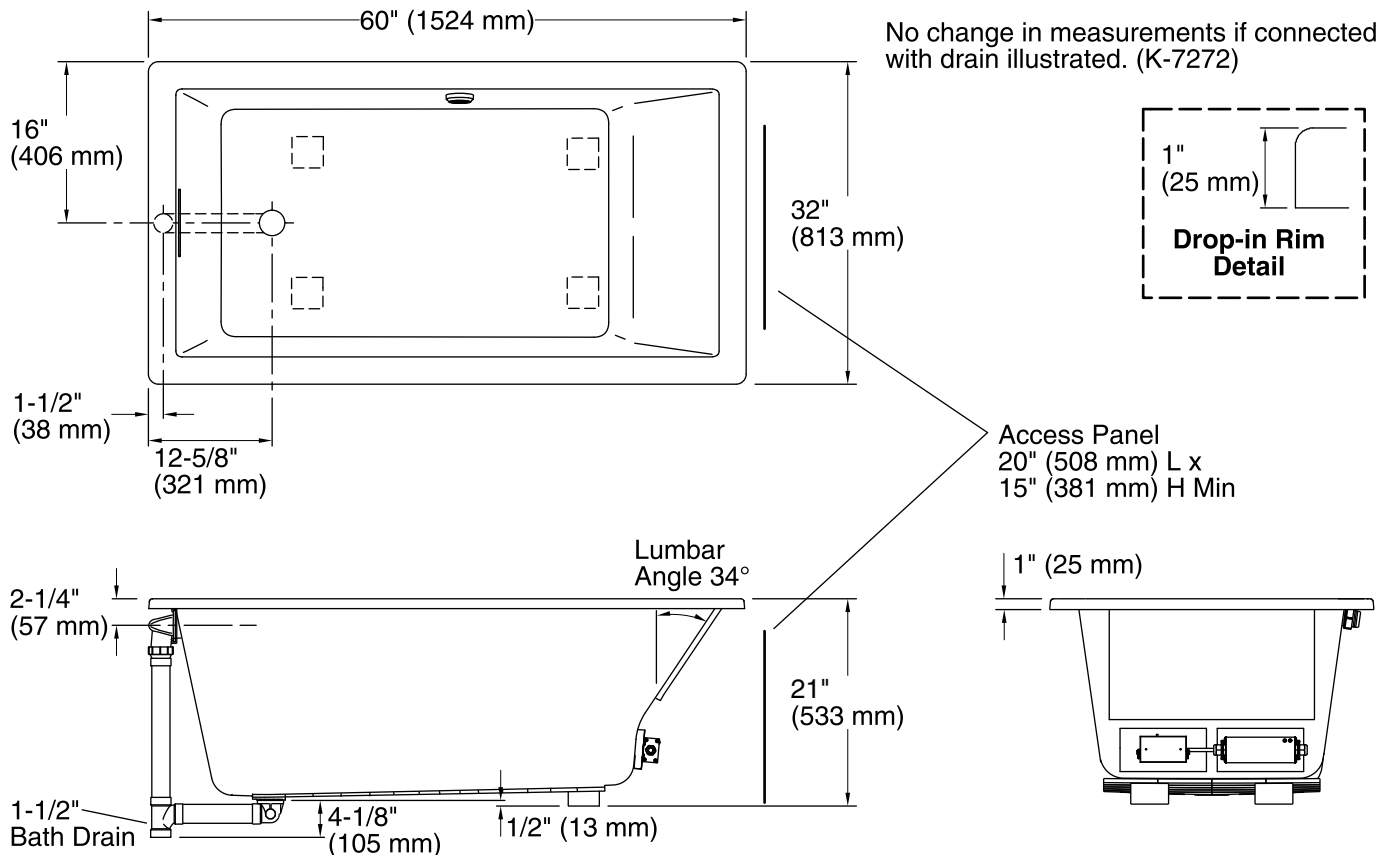
Five-Year Limited Warranty

See website for detailed warranty information.

Available Colors/Finishes

Color tiles intended for reference only.

Color	Code	Description
	0	White
	96	Biscuit
	47	Almond
	NY	Dune
	95	Ice™ Grey
	G9	Sandbar
	33	Mexican Sand™
	K4	Cashmere
	58	Thunder™ Grey
	7	Black Black™



Required Electrical Service

One circuit required, protected with Class A Ground-Fault Circuit-Interrupter (GFCI). Outside North America, this device may be known as a Residual Current Device (RCD).

Heated Surface: 120 V, 15 A

Technical Information

All product dimensions are nominal.

Installation:	Drop-in, Under-mount
Drain location:	End
Basin area, bottom:	42" x 23-1/2" (1067 mm x 597 mm)
Basin area, top:	55-1/8" x 27-1/8" (1400 mm x 689 mm)
Weight:	81 lbs (36.7 kg)
Minimum floor load:	59 lbs/ft ² (288.1 kg/m ²)
Water depth:	17-1/8" (435 mm)
Water capacity:	81 gal (306.6 L)
Cutout:	Drop-in, 59-1/2" x 31-1/2" (1511 mm x 800 mm)
Electrical component rating:	Heated Surface: 120 V, 0.5 A, 60 Hz, 65 W
Minimum flat for door:	2-3/8" (60 mm)

Notes

Measure your actual product for rough-in details. Install this product according to the installation instructions.

The hot water supply should be 70% of the capacity of the bath or greater. Installations will vary.

Kit is required for under-mount installations (sold separately).