

## Features

- Bask® heated surface creates spa-like relaxation with soothing warmth on your back and neck.
- Three heat settings allow you to customize the surface temperature.
- 120 airjets release thousands of bubbles that surround, support, and massage the body.
- Variable-speed blower lets you adjust massage intensity to 18 levels.
- Comfort Depth® design offers a convenient 19-inch step-over height while retaining the same depth as a standard 21-inch bath.
- Generous 6-foot length provides an incredibly spacious bathing area.
- Molded lumbar support offers extra comfort while bathing.
- Slotted overflow allows for deep soaking.
- Integral apron.
- Integral flange helps prevent water from seeping behind wall and simplifies alcove installation.
- Textured bottom surface
- Immediate and manual purge cycles remove residual water from air channels after use.
- Left-hand drain.
- Coordinates with other products in the Archer collection.

## Material

- Acrylic

## Hydrotherapy

- BubbleMassage

## Installation

- Three-wall alcove.

## Additional Hydrotherapy Options

- Soaking Bath - K-1125-LA
- Soaking Bath + Bask heated surface - K-1125-LAW
- BubbleMassage air bath - K-1124-GLA
- BubbleMassage air bath + Bask heated surface - K-1124-GLAW
- VibrAcoustic - K-1124-VBLA
- VibrAcoustic + Bask heated surface - K-1124-VBLAW
- Whirlpool - K-1124-LA
- Whirlpool + heater - K-1124-HL
- Whirlpool + Bask heated surface - K-1124-LAW
- Whirlpool + BubbleMassage air bath - K-1124-XHGLA

## Required Products/Accessories

K-7271 Brass Slotted Overflow Bath Drain

or

K-7272 PVC Slotted Overflow Bath Drain



## Codes/Standards










ASME A112.19.7/CSA B45.10  
CSA B45.5/IAPMO Z124  
ASTM E162  
ASTM E662  
UL 1795

**KOHLER® Plastic Baths and Receptors  
Lifetime Limited Warranty  
KOHLER® Hydrotherapy Components  
Five-Year Limited Warranty**

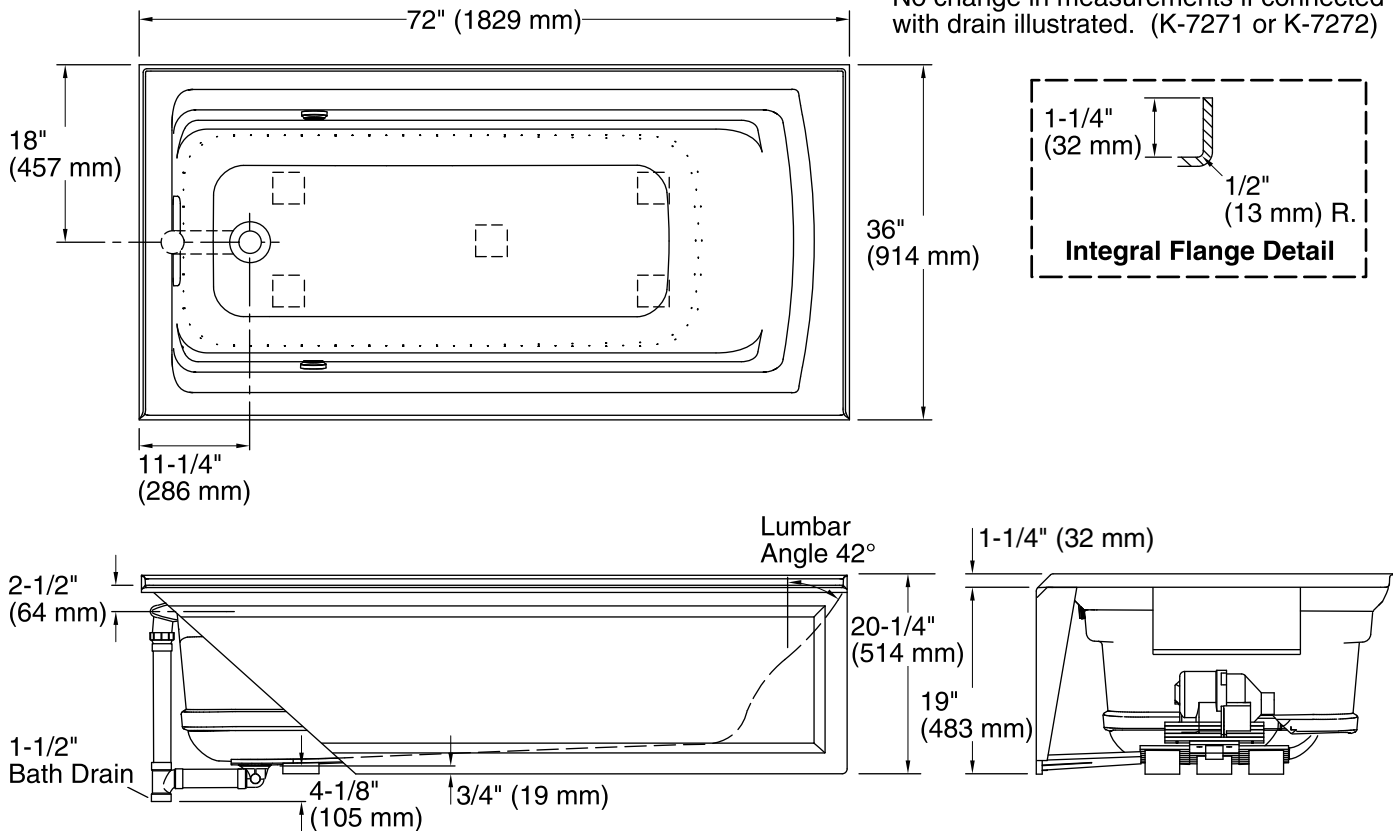
See website for detailed warranty information.

## Available Colors/Finishes

*Color tiles intended for reference only.*

Color	Code	Description
	0	White
	96	Biscuit
	47	Almond
	NY	Dune
	95	Ice™ Grey
	G9	Sandbar
	K4	Cashmere
	58	Thunder™ Grey
	7	Black Black™

No change in measurements if connected with drain illustrated. (K-7271 or K-7272)



### Required Electrical Service

One dedicated circuit required, protected with Class A Ground-Fault Circuit-Interrupter (GFCI). Outside North America, this device may be known as a Residual Current Device (RCD).

Blower, Heated 120 V, 15 A, 60 Hz  
Surface:

### Technical Information

All product dimensions are nominal.

Installation: Three-wall alcove  
 Drain location: Left  
 Basin area, bottom: 51-3/8" x 21" (1305 mm x 533 mm)  
 Basin area, top: 64-1/2" x 30-1/2" (1638 mm x 775 mm)  
 Weight: 121 lbs (54.9 kg)  
 Minimum floor load: 42 lbs/ft<sup>2</sup> (205.1 kg/m<sup>2</sup>)  
 Water depth: 15" (381 mm)  
 Electrical component rating: Blower: 120 V, 10 A, 60 Hz  
 Heated Surface: 120 V, 0.5 A, 60 Hz, 65 W  
 Minimum flat for door: 1-9/16" (40 mm)

### Notes

Measure your actual product for rough-in details. Install this product according to the installation instructions.

The hot water supply should be 70% of the capacity of the bath or greater. Installations will vary.

Remote blower installation kit is available for relocating the blower. Provide access for servicing the blower.

Do not relocate or alter the PVC tee or coiled flexible tubing connected to the blower. Follow the blower relocation instructions exactly.