

### Features

- Bask® heated surface creates spa-like relaxation with soothing warmth on your back and neck.
- Three heat settings allow you to customize the surface temperature.
- Curved basin and integral apron create a graceful and spacious bathing experience.
- Integral flange helps prevent water from seeping behind wall and simplifies alcove installation.
- Textured bottom
- Right-hand drain.

### Material

- Acrylic

### Installation

- Three-wall alcove.

### Recommended Products/Accessories

K-7161-AF Bath Drain  
K-7213 27" Cable Bath Drain  
K-7214 27" Cable Bath Drain  
K-24916 Wireless Music Kit

### Included Components

Additional Components:  
40" (1016 mm) cable



### Codes/Standards

CSA B45.5/IAPMO Z124  
ASTM E162  
UL 1795  
CSA C22.2 No. 218.2




**KOHLER® Plastic Baths and Receptors  
Lifetime Limited Warranty  
KOHLER® Hydrotherapy Components  
Five-Year Limited Warranty**

See website for detailed warranty information.

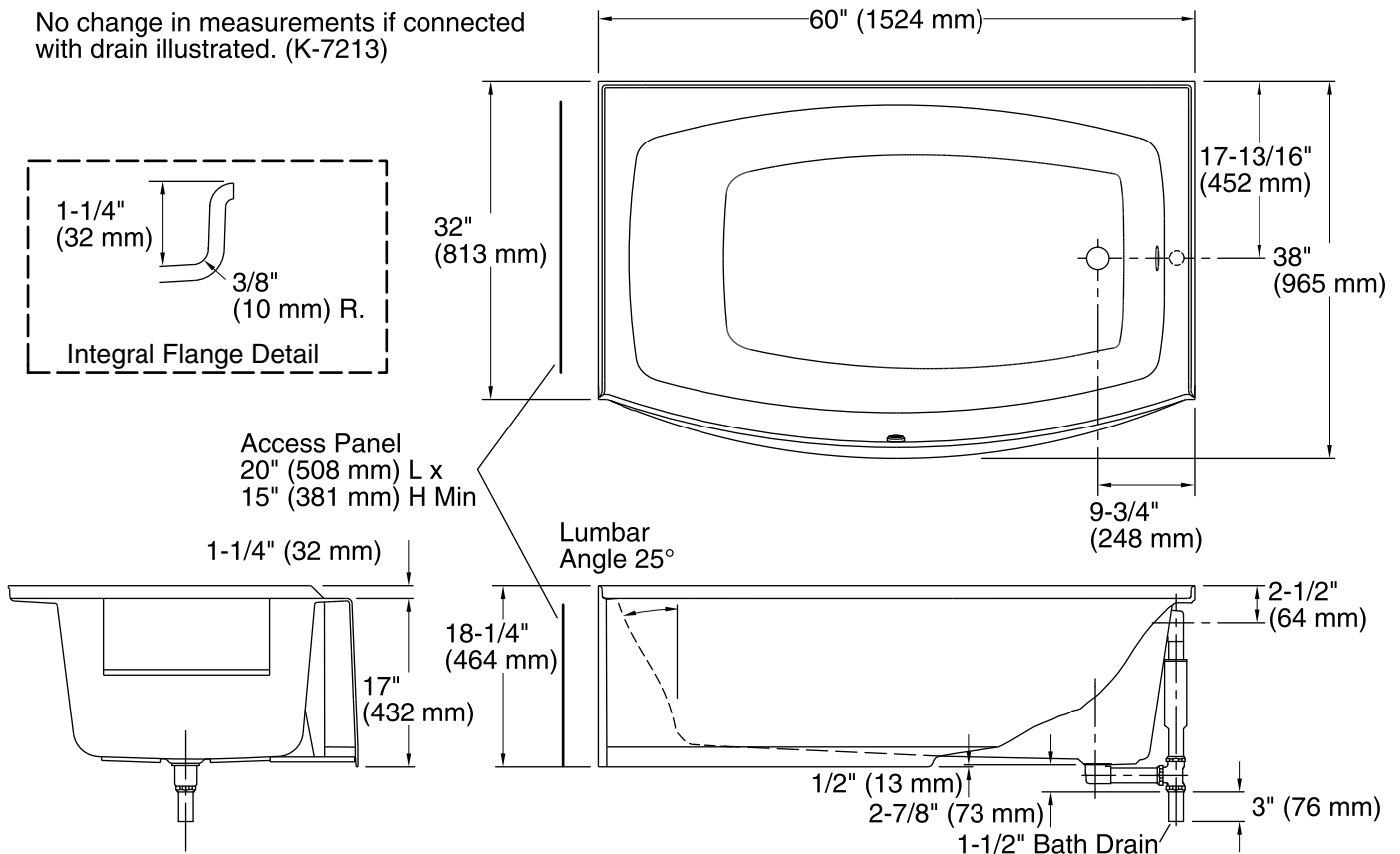
### Available Colors/Finishes

*Color tiles intended for reference only.*

#### Color Code Description

	0	White
	96	Biscuit
	47	Almond

No change in measurements if connected with drain illustrated. (K-7213)



## Required Electrical Service

One circuit required, protected with Class A Ground-Fault Circuit-Interrupter (GFCI). Outside North America, this device may be known as a Residual Current Device (RCD).

Heated Surface: 120 V, 15 A

## Technical Information

All product dimensions are nominal.

Installation:	Three-wall alcove
Drain location:	Right
Basin area, bottom:	45-11/16" x 27-5/8" (1160 mm x 702 mm)
Basin area, top:	54" x 31" (1372 mm x 787 mm)
Weight:	78 lbs (35.4 kg)
Minimum floor load:	38 lbs/ft <sup>2</sup> (185.5 kg/m <sup>2</sup> )
Water depth:	12-5/8" (321 mm)
Water capacity:	60 gal (227.1 L)
Electrical component rating:	Heated Surface: 120 V, 0.5 A, 50/60 Hz, 65 W

## Notes

Measure your actual product for rough-in details. Install this product according to the installation instructions.

The hot water supply should be 70% of the capacity of the bath or greater. Installations will vary.