

Touchless lavatory faucet with Kinesis® sensor technology, Tube design, AC-powered, 0.5 gpm
K-103MT96-SANA

Features

- Kinesis® technology with concealed sensor allows for a clean aesthetic and provides extraordinarily accurate and reliable actuation in varying installation environments
- Below-counter valving reduces the faucet footprint and provides easier service
- Design-forward aesthetic for commercial bathroom spaces
- 0.5 gpm (1.9 lpm) maximum flow rate with vandal-resistant outlet
- On-demand usage with 30-second max. continual run cycle to prevent vandalism and save water
- 18" (457 mm) stainless steel braided flexible supply hose for easy installation
- 6-9/16" (167 mm) spout reach
- Box includes spout assembly, grid drain, control box assembly, supply hose, and standard mounting hardware
- Concealed mechanical mixer sold separately
- Requires K-13480 single or K-13481 multiple AC adapter unit (sold separately)

Material

- Brass spout

Installation

- Deck-mount

Required Products/Accessories

[K-13480-A](#) AC Single Supply

or

[K-13481-A](#) Multi-Outlet Power Supply

Recommended Products/Accessories

K-13487 4' Cable Assembly

K-13602 6' Cable Assembly

K-13604 10' Cable Assembly

Optional Products/Accessories

K-13478-A 4" escutcheon plate for Insight™ and Kinesis® faucet

K-13478-B 4" escutcheon plate for Insight™ and Kinesis® faucet

K-13479-A 8" escutcheon plate for Insight™ and Kinesis® faucet

K-13479-B 8" escutcheon plate for Insight™ and Kinesis® faucet

Included Components

K-7129-A Bathroom sink grid drain with overflow



ADA **CSA B651** **OBC**

Codes/Standards

ASME A112.18.1/CSA B125.1

NSF/ANSI/CAN 61

NSF/ANSI/CAN 372

DOE - Energy Policy Act 1992

California Energy Commission (CEC)

ADA

ICC/ANSI A117.1

CSA B651





OBC

KOHLER® One-Year Limited Warranty

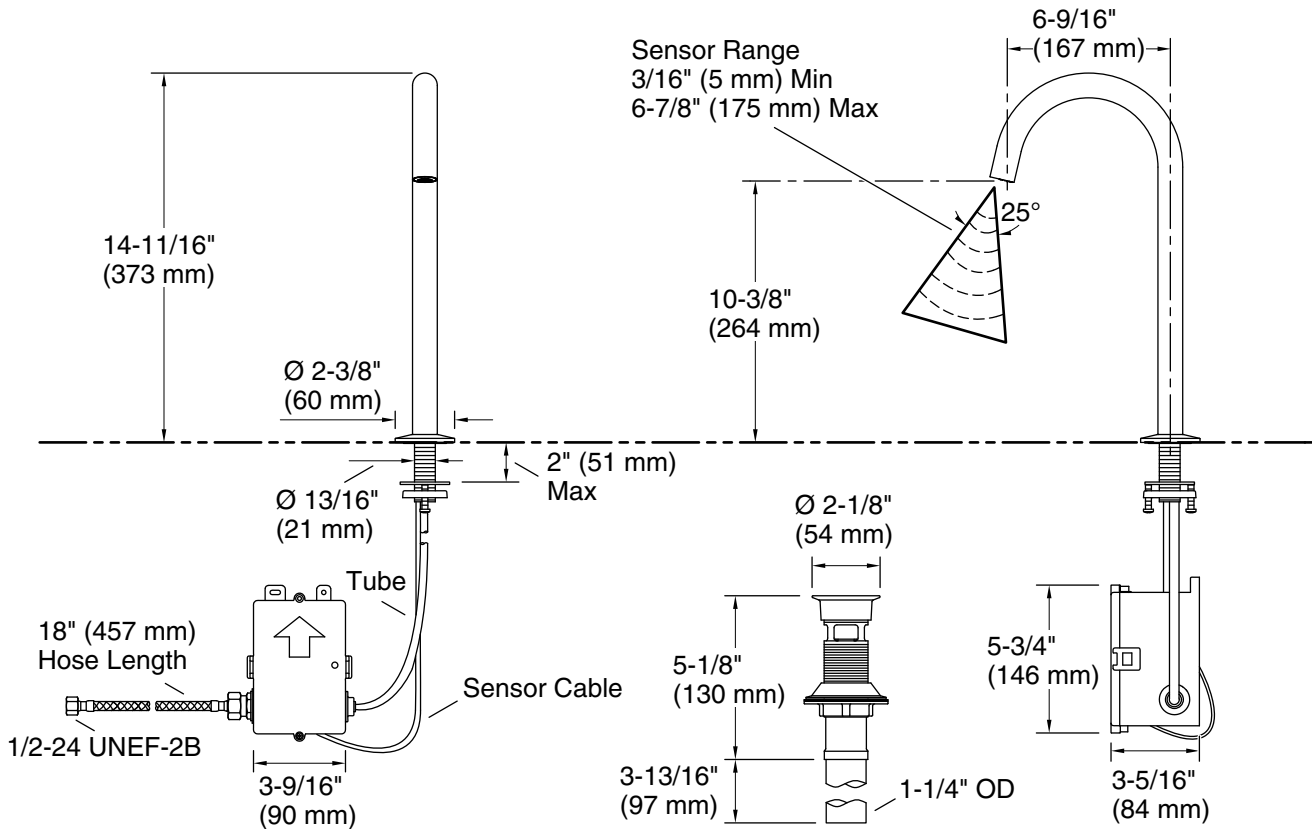
See website for detailed warranty information.

Available Colors/Finishes

Color tiles intended for reference only.

Color	Code	Description
	CP	Polished Chrome
	BN	Vibrant® Brushed Nickel
	BL	Matte Black
	2MB	Vibrant® Brushed Moderne Brass

Touchless lavatory faucet with Kinesis® sensor technology, Tube design, AC-powered, 0.5 gpm
K-103MT96-SANA



Required Electrical Service

One circuit required.

110/220 V, 50 Hz

Technical Information

All product dimensions are nominal.

Power source: Hardwire - AC and Plug - AC, not included

Faucet flow rate: 0.5 gal/min (1.9 l/min)

Drain included: Yes

Drain with overflow: Yes

Drain tailpiece included: Yes

Spout:

Spout reach: 6-9/16" (167 mm)

Pressure/fixture Supply Requirements

Fixture pressure max (static): 125 psi (861.8 kPa)

Fixture pressure min (static): 20 psi (137.9 kPa)

Notes

Install this product according to the installation instructions.

ADA, OBC, CSA B651 compliant when installed to the specific requirements of these regulations.