

## Features

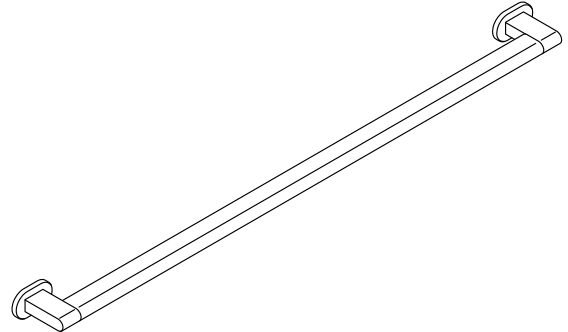
- 36" (914 mm) bar
- Designed for accessibility
- Coordinates with contemporary and transitional-style KOHLER® faucets and showering components
- Pairs with optional sliding handshower holder or deep storage tray (sold separately)
- Available in a range of colors and finishes

## Material

- Premium metal construction for durability and reliability
- KOHLER® finishes resist corrosion and tarnishing

## Installation

- Wall-mount
- Mount horizontally or vertically
- Installation hardware and template included



ADA

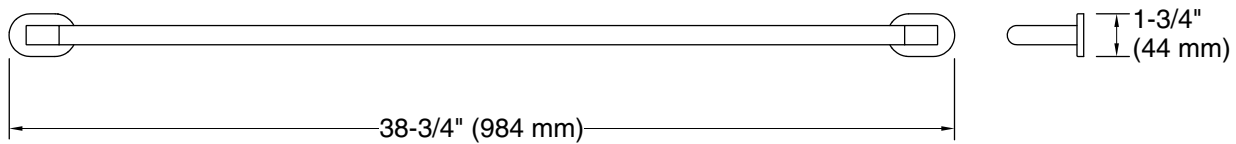
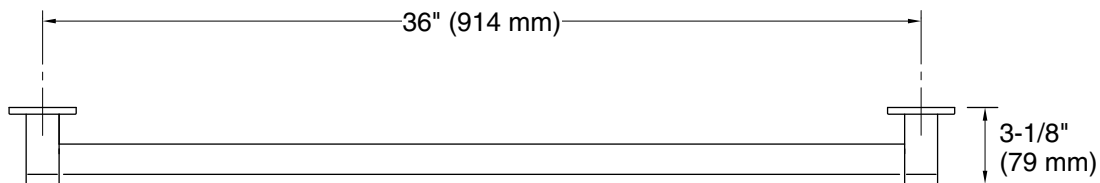
CSA B651

## Codes/Standards

ADA  
ICC/ANSI A117.1  
CSA B651

## KOHLER® Faucet Lifetime Limited Warranty

See website for detailed warranty information.



## Technical Information

All product dimensions are nominal.

Material: Zinc, Stainless Steel, Plastic

## Notes

Install this product according to the installation guide.

ADA, CSA B651 compliant when installed to the specific requirements of these regulations.