

Features

- A single handle controls both on/off activation and temperature setting
- Box includes: Shower arm and flange, faceplate with lever handle
- Showerhead sold separately
- Coordinates with other products in the Buckley collection

Material

- Premium material construction with metal handle ensures reliability and durability
- KOHLER finishes resist corrosion and tarnishing

Installation

- Trim only; requires valve to complete installation (sold separately)

Required Products/Accessories

- K-8304 Series Rite-Temp® Valve & Cartridge Kits
or
K-8300 Series Rite-Temp® Valve Body Rough-ins

Included Components

K-TS35939-4 Rite-Temp® valve trim



Codes/Standards




ASME A112.18.1/CSA B125.1

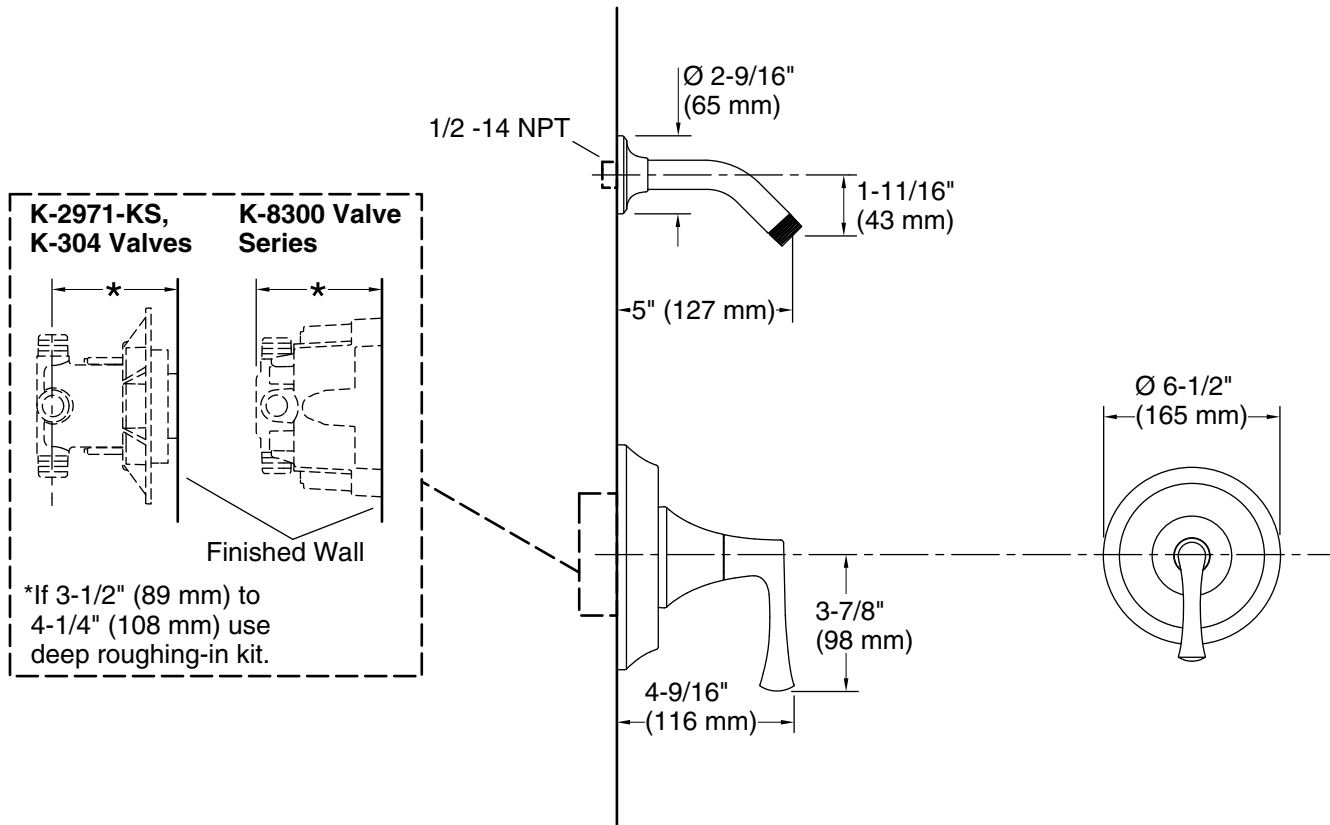
KOHLER® Faucet Lifetime Limited Warranty

See website for detailed warranty information.

Available Colors/Finishes

Color tiles intended for reference only.

Color	Code	Description
	CP	Polished Chrome
	BN	Vibrant® Brushed Nickel
	BL	Matte Black



Technical Information

All product dimensions are nominal.

Spout:

Notes

Install the product according to the installation guide.

NOTICE: Risk of product damage. Long screws, for installing trim, can damage the K-2971-KS valve. Consult the trim installation guide to verify if the thin wall installation kit (88526) is needed.