



Corbelle® Comfort Height®

two-piece elongated 1.28 gpf toilet
K-3814-RA

Features

- Two-piece toilet.
- Elongated bowl offers added room and comfort.
- Skirted trapway simplifies cleaning.
- Revolution 360 swirl flushing technology generates a forceful swirling motion to keep the bowl cleaner, longer.
- Comfort Height feature offers chair-height seating that makes sitting down and standing up easier for most adults.
- 1.28 gallons per flush (gpf).
- Right-hand Polished Chrome trip lever included.
- 2-1/8-inch fully glazed trapway.
- Patented ReadyLock™ installation system is a simple solution for skirted toilets that saves time, hassle, and eliminates the need to drill into the floor for a standard 12-inch rough-in.
- CleanCoat™ technology inhibits the growth of water scale and mineral stains for improved ease of cleaning.
- Combination consists of the K-4144 bowl and K-4143-RA tank.

Technology

- Single-flush gravity uses the force of gravity and a precision-engineered tank, bowl, and trapway to create a strong siphon during flushing.
- AquaPiston® canister allows water to flow out of the tank from all sides (360 degrees), increasing the power and effectiveness of the flush.
- Flush valve's 3:2 ratio harnesses the natural force of gravity and optimizes flush performance.
- Durable canister design has 90% less exposed seal material than a 3-inch flapper, for leak-free performance.
- Light-touch canister flush requires a lower actuation force than a flapper.

Installation

- Standard 12-inch rough-in.
- 10-inch and 14-inch rough-in kits are also available.
- Seat and supply line not included.
- ReadyLock installation system offers easy, intuitive installation with no need to drill holes in floor for standard 12-inch rough-ins.

Water Conservation & Rebates

- Eligible for consumer rebates in some municipalities.

Recommended Products/Accessories

K-4008 Reveal® Quiet-Close™ Elongated Toilet Seat
K-4108 C³®-230 elongated cleansing toilet seat
K-7637 Angle Supply with Stop (single)
K-5383 10" Rough-in Full Skirt Trap and Attachment System
K-5381 14" Rough-in Full Skirt Trap and Attachment System
K-20120-R Trip Lever
1023457 Wax Ring/Hardware Kit



ADA

CSA B651

OBC

Codes/Standards

ASME A112.19.2/CSA B45.1
DOE - Energy Policy Act 1992
EPA WaterSense®
California Energy Commission (CEC)
ADA
ICC/ANSI A117.1
CSA B651
OBC



KOHLER® One-Year Limited Warranty

See website for detailed warranty information.

Available Colors/Finishes

Color tiles intended for reference only.

Color	Code	Description
-------	------	-------------

	0	White
	96	Biscuit

1-800-4KOHLER (1-800-456-4537)

Kohler Co. reserves the right to make revisions without notice to product specifications.

For the most current Specification Sheet, go to www.kohler.com.

10-5-2019 20:26 - US/CA

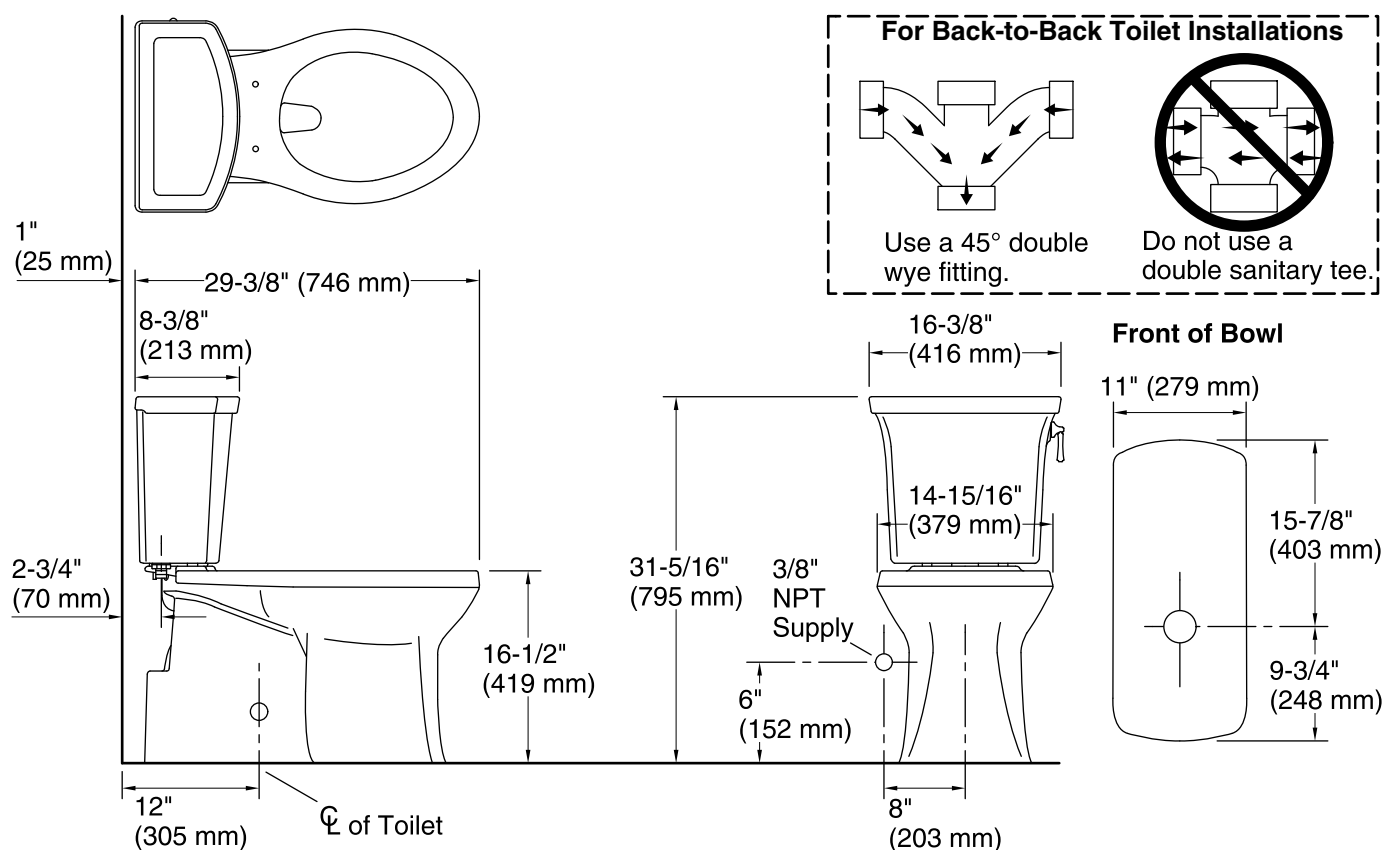
THE BOLD LOOK
OF **KOHLER**®

KOHLER®

Corbelle® Comfort Height®

two-piece elongated 1.28 gpf toilet

K-3814-RA



Technical Information

All product dimensions are nominal.

Toilet type: Two-piece, Floor-mount

Waste Outlet: Floor

Bowl shape: Elongated

Flush type: Gravity siphon jet

Trap passageway: 2-1/8" (54 mm)

Water Consumption

Full: 1.28 gpf (4.8 lpf)

Water surface size: 9-3/4" x 7-1/4" (248 mm x 184 mm)

Rim to water surface: 6-1/4" (159 mm)

Rough-in: 12" (305 mm)

Fixture Supply Requirements

Min static pressure: 15 psi (103.4 kPa)

Max static pressure: 80 psi (551.6 kPa)

Notes

Install this product according to the installation instructions.

For back-to-back toilet installations: Use only a 45° double wye fitting.

ADA, OBC, CSA B651 compliant when installed to the specific requirements of these regulations.

Plumbing codes may require elongated toilets and elongated, open-front seats in public bathrooms.

Accessibility standards may require controls to be located on the open side of the toilet.

1-800-4KOHLER (1-800-456-4537)

Kohler Co. reserves the right to make revisions without notice to product specifications.

For the most current Specification Sheet, go to www.kohler.com.

10-5-2019 20:26 - US/CA

THE BOLD LOOK
OF **KOHLER®**