

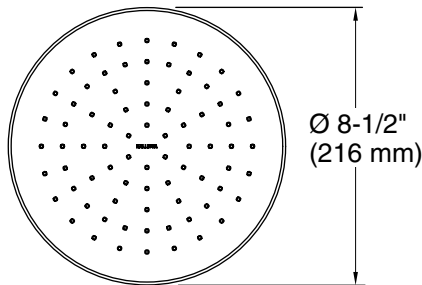
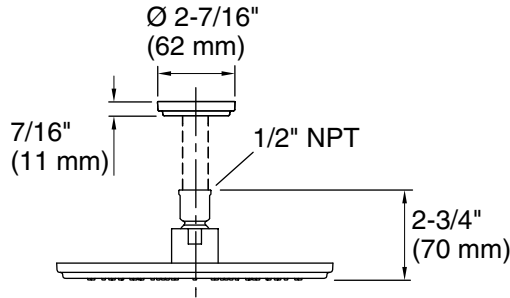
P21512, P21513

FEATURES

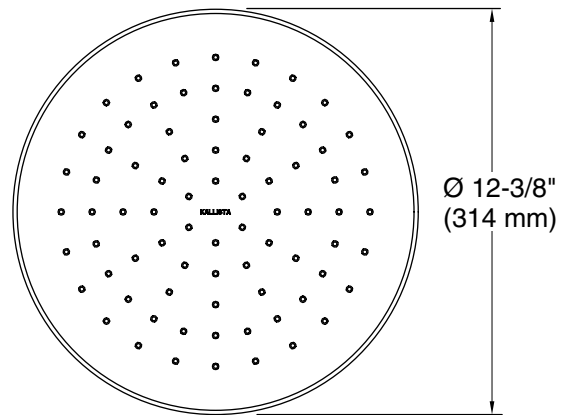
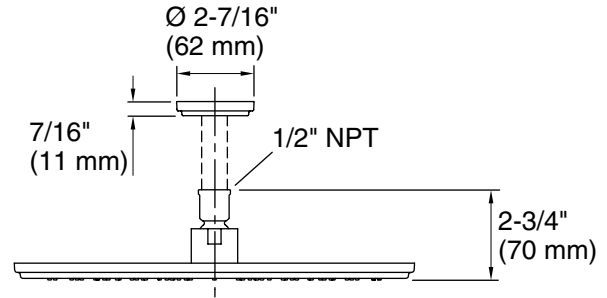
- Solid brass construction for durability and reliability
- Single-function rain showerhead
- Air-induced spray technology
- Optimized sprayface for maximum performance
- 1/2" NPT connection
- Small Air-Induction Contemporary Raindome in 1.75 gal/min (6.6 l/min) or 2.5 gal/min (9.5 l/min)
- Large Air-Induction Contemporary Raindome in 2.5 gal/min (9.5 l/min)
- Complements Kallista faucets and fixtures

CODES/STANDARDS APPLICABLE

- Specified model meets or exceeds the following:
- ASME A112.18.1/CSA B125.1
 - Energy Policy Act of 1992
 - EPA Watersense (P21512-G)



**P21512-00
P21512-G**



P21513-00

SPECIFIED MODEL					
Model	Description	Finishes			
P21512-G	Small Air-Induction 1.75 gal/min (6.6 l/min)	<input type="checkbox"/> CP Polished Chrome	<input type="checkbox"/> AD Nickel Silver	<input type="checkbox"/> GN Gunmetal	<input type="checkbox"/> AF French Gold
		<input type="checkbox"/> ULB Unlacquered Brass	<input type="checkbox"/> AG Brushed Nickel	<input type="checkbox"/> SN Polished Nickel	
P21512-00	Small Air-Induction 2.5 gal/min (9.5 l/min)	<input type="checkbox"/> CP Polished Chrome	<input type="checkbox"/> AD Nickel Silver	<input type="checkbox"/> GN Gunmetal	<input type="checkbox"/> AF French Gold
		<input type="checkbox"/> SN Polished Nickel	<input type="checkbox"/> AG Brushed Nickel		
P21513-00	Large Air-Induction 2.5 gal/min (9.5 l/min)	<input type="checkbox"/> CP Polished Chrome	<input type="checkbox"/> AD Nickel Silver	<input type="checkbox"/> GN Gunmetal	<input type="checkbox"/> AF French Gold
		<input type="checkbox"/> ULB Unlacquered Brass	<input type="checkbox"/> AG Brushed Nickel	<input type="checkbox"/> SN Polished Nickel	
Required Arm Options					
P21520-00	3" Ceiling-Mount Shower Arm	<input type="checkbox"/> CP Polished Chrome	<input type="checkbox"/> AD Nickel Silver	<input type="checkbox"/> GN Gunmetal	<input type="checkbox"/> AF French Gold
		<input type="checkbox"/> ULB Unlacquered Brass	<input type="checkbox"/> BV Brushed Bronze	<input type="checkbox"/> LB Bronze	<input type="checkbox"/> BL Matte Black
		<input type="checkbox"/> AG Brushed Nickel	<input type="checkbox"/> SN Polished Nickel		
P21521-00	6" Ceiling-Mount Shower Arm	<input type="checkbox"/> CP Polished Chrome	<input type="checkbox"/> AD Nickel Silver	<input type="checkbox"/> GN Gunmetal	<input type="checkbox"/> AF French Gold
		<input type="checkbox"/> ULB Unlacquered Brass	<input type="checkbox"/> BV Brushed Bronze	<input type="checkbox"/> LB Bronze	<input type="checkbox"/> BL Matte Black
		<input type="checkbox"/> AG Brushed Nickel	<input type="checkbox"/> SN Polished Nickel		
P21522-00	12" Ceiling-Mount Shower Arm	<input type="checkbox"/> CP Polished Chrome	<input type="checkbox"/> AD Nickel Silver	<input type="checkbox"/> GN Gunmetal	<input type="checkbox"/> AF French Gold
		<input type="checkbox"/> ULB Unlacquered Brass	<input type="checkbox"/> BV Brushed Bronze	<input type="checkbox"/> LB Bronze	<input type="checkbox"/> BL Matte Black
		<input type="checkbox"/> AG Brushed Nickel	<input type="checkbox"/> SN Polished Nickel		
P21523-00	Wall-Mount Shower Arm	<input type="checkbox"/> CP Polished Chrome	<input type="checkbox"/> AD Nickel Silver	<input type="checkbox"/> GN Gunmetal	<input type="checkbox"/> AF French Gold
		<input type="checkbox"/> ULB Unlacquered Brass	<input type="checkbox"/> BV Brushed Bronze	<input type="checkbox"/> LB Bronze	<input type="checkbox"/> BL Matte Black
		<input type="checkbox"/> AG Brushed Nickel	<input type="checkbox"/> SN Polished Nickel		

We reserve the right to make revisions without notice in the design of products or in packaging unless this right has specifically been waived at the time the order is accepted.