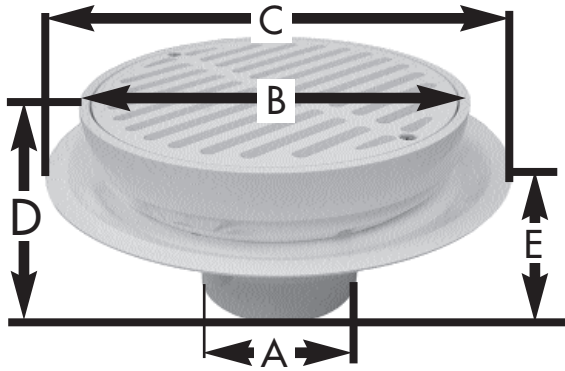


# SPECIFICATION SUBMITTAL SHEET

j o n e s   s t e p h e n s   c o r p o r a t i o n


## TRAFFIC FLOOR DRAIN




### features and benefits:

- Floor sink, area drain, garbage drain, yard drain
- Available with cast iron or plastic grate and ring
- 8 1/2" diameter grate
- Brass inserts


PVC	ABS	DESCRIPTION	A	B	C	D	E
<b>FULL CAST IRON GRATE AND RING</b>							
<input type="checkbox"/> D50-092	<input type="checkbox"/> D50-392	2" drain	Over 2" Pipe	9"	11"	4 11/16"	3 5/16"
<input type="checkbox"/> D50-093	<input type="checkbox"/> D50-393	3" drain	Over 3" Pipe	9"	11"	4 11/16"	3 5/16"
<input type="checkbox"/> D50-094	<input type="checkbox"/> D50-394	4" drain	Over 4" Pipe	9"	11"	5 1/16"	3 5/16"
<input type="checkbox"/> D50-089	<input type="checkbox"/> D50-389	2" w/CI sediment bucket	Over 2" Pipe	9"	11"	4 11/16"	3 5/16"
<input type="checkbox"/> D50-090	<input type="checkbox"/> D50-390	3" w/CI sediment bucket	Over 3" Pipe	9"	11"	4 11/16"	3 5/16"
<input type="checkbox"/> D50-091	<input type="checkbox"/> D50-391	4" w/CI sediment bucket	Over 4" Pipe	9"	11"	5 1/16"	3 5/16"
<b>FULL PLASTIC GRATE AND RING</b>							
<input type="checkbox"/> D50-177	<input type="checkbox"/> D50-377	2" drain	Over 2" Pipe	9"	11"	4 11/16"	3 5/16"
<input type="checkbox"/> D50-179	<input type="checkbox"/> D50-379	3" drain	Over 3" Pipe	9"	11"	4 11/16"	3 5/16"
<input type="checkbox"/> D50-181	<input type="checkbox"/> D50-381	4" drain	Over 4" Pipe	9"	11"	5 1/16"	3 5/16"
<input type="checkbox"/> D50-178	<input type="checkbox"/> D50-378	2" w/debris bucket	Over 2" Pipe	9"	11"	4 11/16"	3 5/16"
<input type="checkbox"/> D50-180	<input type="checkbox"/> D50-380	3" w/debris bucket	Over 3" Pipe	9"	11"	4 11/16"	3 5/16"
<input type="checkbox"/> D50-182	<input type="checkbox"/> D50-382	4" w/debris bucket	Over 4" Pipe	9"	11"	5 1/16"	3 5/16"
<input type="checkbox"/> D50-682	<input type="checkbox"/> D50-683	6" w/debris bucket	Over 6" Pipe	9"	11"	5 1/16"	3 5/16"
<b>THREE QUARTER PLASTIC GRATE AND RING</b>							
<input type="checkbox"/> D50-183	<input type="checkbox"/> D50-383	2" drain	Over 2" Pipe	9"	11"	4 11/16"	3 5/16"
<input type="checkbox"/> D50-184	<input type="checkbox"/> D50-384	3" drain	Over 3" Pipe	9"	11"	4 11/16"	3 5/16"
<input type="checkbox"/> D50-185	<input type="checkbox"/> D50-385	4" drain	Over 4" Pipe	9"	11"	5 1/16"	3 5/16"
<b>HALF PLASTIC GRATE AND RING</b>							
<input type="checkbox"/> D50-186	<input type="checkbox"/> D50-386	2" drain	Over 2" Pipe	9"	11"	4 11/16"	3 5/16"
<input type="checkbox"/> D50-187	<input type="checkbox"/> D50-387	3" drain	Over 3" Pipe	9"	11"	4 11/16"	3 5/16"
<input type="checkbox"/> D50-188	<input type="checkbox"/> D50-388	4" drain	Over 4" Pipe	9"	11"	5 1/16"	3 5/16"



FULL GRATE



THREE QUARTER GRATE



HALF GRATE