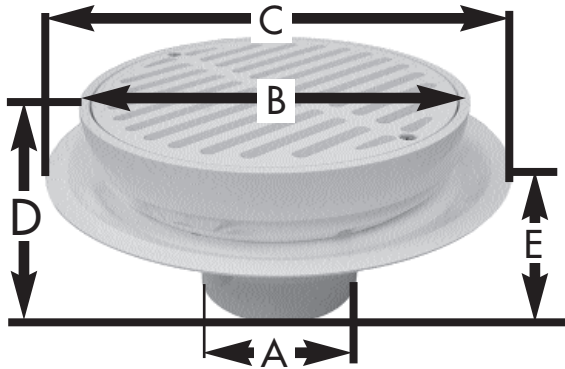


# SPECIFICATION SUBMITTAL SHEET

j o n e s   s t e p h e n s   c o r p o r a t i o n


## TRAFFIC FLOOR DRAIN




### features and benefits:

- Floor sink, area drain, garbage drain, yard drain
- Available with cast iron or plastic grate and ring
- 8 1/2" diameter grate
- Brass inserts


| PVC   | ABS                              | DESCRIPTION             | A            | B  | C   | D        | E       |
|---|----------------------------------|-------------------------|--------------|----|-----|----------|---------|
| <b>FULL CAST IRON GRATE AND RING</b>        |                                  |                         |              |    |     |          |         |
| <input type="checkbox"/> D50-092            | <input type="checkbox"/> D50-392 | 2" drain                | Over 2" Pipe | 9" | 11" | 4 11/16" | 3 5/16" |
| <input type="checkbox"/> D50-093            | <input type="checkbox"/> D50-393 | 3" drain                | Over 3" Pipe | 9" | 11" | 4 11/16" | 3 5/16" |
| <input type="checkbox"/> D50-094            | <input type="checkbox"/> D50-394 | 4" drain                | Over 4" Pipe | 9" | 11" | 5 1/16"  | 3 5/16" |
| <input type="checkbox"/> D50-089            | <input type="checkbox"/> D50-389 | 2" w/CI sediment bucket | Over 2" Pipe | 9" | 11" | 4 11/16" | 3 5/16" |
| <input type="checkbox"/> D50-090            | <input type="checkbox"/> D50-390 | 3" w/CI sediment bucket | Over 3" Pipe | 9" | 11" | 4 11/16" | 3 5/16" |
| <input type="checkbox"/> D50-091            | <input type="checkbox"/> D50-391 | 4" w/CI sediment bucket | Over 4" Pipe | 9" | 11" | 5 1/16"  | 3 5/16" |
| <b>FULL PLASTIC GRATE AND RING</b>          |                                  |                         |              |    |     |          |         |
| <input type="checkbox"/> D50-177            | <input type="checkbox"/> D50-377 | 2" drain                | Over 2" Pipe | 9" | 11" | 4 11/16" | 3 5/16" |
| <input type="checkbox"/> D50-179            | <input type="checkbox"/> D50-379 | 3" drain                | Over 3" Pipe | 9" | 11" | 4 11/16" | 3 5/16" |
| <input type="checkbox"/> D50-181            | <input type="checkbox"/> D50-381 | 4" drain                | Over 4" Pipe | 9" | 11" | 5 1/16"  | 3 5/16" |
| <input type="checkbox"/> D50-178            | <input type="checkbox"/> D50-378 | 2" w/debris bucket      | Over 2" Pipe | 9" | 11" | 4 11/16" | 3 5/16" |
| <input type="checkbox"/> D50-180            | <input type="checkbox"/> D50-380 | 3" w/debris bucket      | Over 3" Pipe | 9" | 11" | 4 11/16" | 3 5/16" |
| <input type="checkbox"/> D50-182            | <input type="checkbox"/> D50-382 | 4" w/debris bucket      | Over 4" Pipe | 9" | 11" | 5 1/16"  | 3 5/16" |
| <input type="checkbox"/> D50-682            | <input type="checkbox"/> D50-683 | 6" w/debris bucket      | Over 6" Pipe | 9" | 11" | 5 1/16"  | 3 5/16" |
| <b>THREE QUARTER PLASTIC GRATE AND RING</b> |                                  |                         |              |    |     |          |         |
| <input type="checkbox"/> D50-183            | <input type="checkbox"/> D50-383 | 2" drain                | Over 2" Pipe | 9" | 11" | 4 11/16" | 3 5/16" |
| <input type="checkbox"/> D50-184            | <input type="checkbox"/> D50-384 | 3" drain                | Over 3" Pipe | 9" | 11" | 4 11/16" | 3 5/16" |
| <input type="checkbox"/> D50-185            | <input type="checkbox"/> D50-385 | 4" drain                | Over 4" Pipe | 9" | 11" | 5 1/16"  | 3 5/16" |
| <b>HALF PLASTIC GRATE AND RING</b>          |                                  |                         |              |    |     |          |         |
| <input type="checkbox"/> D50-186            | <input type="checkbox"/> D50-386 | 2" drain                | Over 2" Pipe | 9" | 11" | 4 11/16" | 3 5/16" |
| <input type="checkbox"/> D50-187            | <input type="checkbox"/> D50-387 | 3" drain                | Over 3" Pipe | 9" | 11" | 4 11/16" | 3 5/16" |
| <input type="checkbox"/> D50-188            | <input type="checkbox"/> D50-388 | 4" drain                | Over 4" Pipe | 9" | 11" | 5 1/16"  | 3 5/16" |



FULL GRATE



THREE QUARTER GRATE



HALF GRATE