


SPECIFICATION SUBMITTAL SHEET

JONES STEPHENS CORPORATION

TWIST TO LOCK UNION CONNECTOR CTS X CTS




features and benefits:

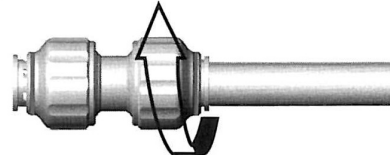
- IAPMO Listed NSF-61, ASSE 1061
- Reduced installation time
- Ideal for service and repair
- "O-ring" design for leak-free seals
- Working temps and pressure:
180PSI@68°F, 100PSI@150°F, 45PSI@180°F

INSTRUCTIONS FOR USE


To Connect: Squarely cut tubing or pipe to desired length, removing all burrs. Push fitting onto the end of tube or pipe. Fitting will grip before it seals. Ensure that tubing or pipe is pushed into the fitting until the end is fully seated into the internal tube stop.



To Lock Fitting: Twist the screw cap until colored line is no longer visible.



To Disconnect: Unlock fitting by twisting until colored line is visible and clicking sound is heard. Press collet squarely against the face of tubing to remove from fitting. Fitting may be reused.



Plastic inserts are required for plastic pipe connections in heating installations. It is recommended to use pipe inserts for plastic pipe connections in standard residential plumbing (hot and cold water) installations.

This product and others like it can be found in the Jones Stephens catalog. Call today to order your catalog or download it from our website: www.plumbest.com

PART NO.	SIZE	A	B	C
□ C76827	1/2"	3"	7/8" OD — 5/8" ID	7/8" OD — 5/8" ID
□ C76829	3/4"	3-3/8"	1-1/4" OD — 7/8" ID	1-1/4" OD — 7/8" ID
□ C76830	1" x 3/4"	3-7/8"	1-1/2" OD — 1" ID	1-1/8" OD — 3/4" ID

Jones Stephens Corporation
 3249 Moody Parkway • Moody, Alabama 35004
 Toll Free Phone: 1-800-355-6637 • Toll Free Fax: 1-800-462-6991
www.plumbest.com