

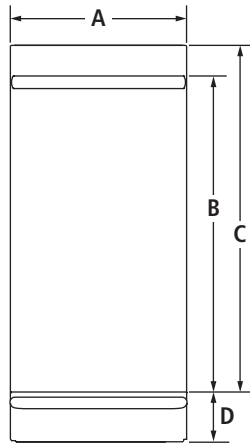
15" COMPACTORS

(BASE UNIT TC607 REQUIRES SUITE-COORDINATING PANEL KIT OR CUSTOM PANELS AND HANDLES)

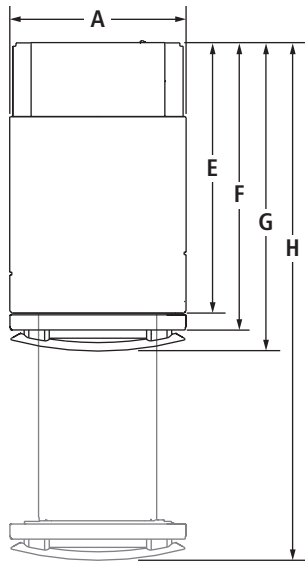
TC707 – 15" x 34¹/₈" x 26¹/₄"

TC607 – 15" x 34¹/₈" x 26¹/₂"

PRODUCT DIMENSIONS



FRONT VIEW



TOP VIEW

MODEL #		TC707		TC607	
		in	cm	in	cm
A	Width of drawer	15	38.0	15	38.0
B	Height to top of handle Euro-Style Stainless	26 ⁷ / ₈	68.2	26 ⁷ / ₈	68.2
	Pro-Style® Stainless panel kit	—	—	27	68.6
C	Height of drawer	29 ¹ / ₄	74.2	29 ¹ / ₄	74.2
D	Height of toe plate	4 ¹ / ₈	10.6	4 ¹ / ₈	10.6
E	Depth without drawer	23	58.3	23	58.3
F	Depth with drawer Euro-Style Stainless	24 ³ / ₈	61.7	—	—
	Pro-Style® Stainless panel kit	—	—	24 ³ / ₈	61.7
G	Depth with handle Euro-Style Stainless	26 ¹ / ₄	66.7	—	—
	Pro-Style® Stainless panel kit	—	—	26 ⁷ / ₈	68.3
H	Depth with drawer fully open including handle Euro-Style Stainless	44	111.5	—	—
	Pro-Style® Stainless panel kit	—	—	44 ⁵ / ₈	113.4

IMPORTANT: Dimensional specifications are provided for planning purposes only. Do not make any cutouts based on this information. Refer to the Installation or Use & Care Guide before selecting cabinetry, verifying electrical/gas connections, making cutouts or beginning installation. All Jenn-Air® appliances are appropriately UL, CUL or CSA approved.

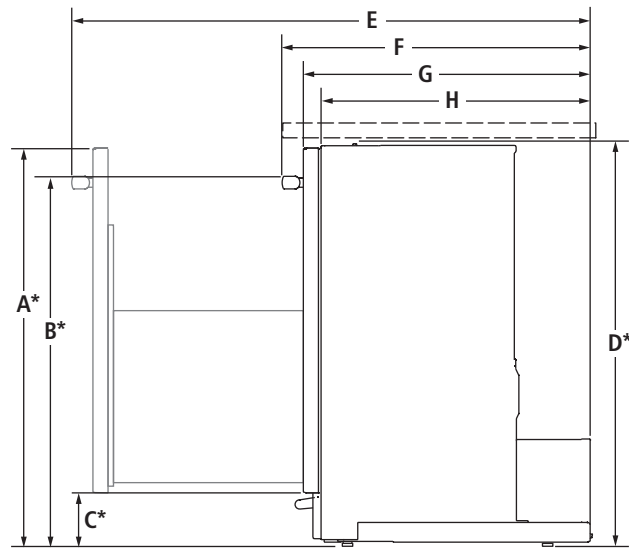
15" COMPACTORS

(BASE UNIT TC607 REQUIRES SUITE-COORDINATING PANEL KIT OR CUSTOM PANELS AND HANDLES)

TC707 – 15" x 34¹/₈" x 26¹/₄"

TC607 – 15" x 34¹/₈" x 26¹/₂"

DIMENSIONS AS INSTALLED



SIDE VIEW

MODEL #		TC707		TC607	
		in	cm	in	cm
A*	Height to top of drawer (min.)	33 ³ / ₄	85.7	33 ³ / ₄	85.7
	Height to top of handle (min.)				
B*	Euro-Style (color-coordinating)	31 ³ / ₈	79.6	31 ³ / ₈	79.6
	Pro-Style® Stainless	—	—	31 ¹ / ₂	80.0
C*	Height to bottom of drawer (min.)	4 ¹ / ₂	11.4	4 ¹ / ₂	11.4
D*	Height of recessed compactor (min.)	34 ¹ / ₈	86.7	34 ¹ / ₈	86.7
E	Depth with drawer fully open including handle (min.)				
	Euro-Style Stainless	44	111.5	—	—
	Pro-Style® Stainless panel kit	—	—	44 ⁵ / ₈	113.4
F	Depth with handle (min.)				
	Euro-Style Stainless	26 ¹ / ₄	66.7	—	—
	Pro-Style® Stainless panel kit	—	—	26 ⁷ / ₈	68.3
G	Depth with drawer (min.)				
	Euro-Style Stainless	24 ³ / ₈	61.7	—	—
	Pro-Style® Stainless panel kit	—	—	24 ³ / ₈	61.7
H	Depth without drawer (min.)	23	58.3	23	58.3

*Add up to 1/2" (1.3 cm) to height with leg levelers fully extended.

IMPORTANT: Dimensional specifications are provided for planning purposes only. Do not make any cutouts based on this information. Refer to the Installation or Use & Care Guide before selecting cabinetry, verifying electrical/gas connections, making cutouts or beginning installation. All Jenn-Air® appliances are appropriately UL, CUL or CSA approved.

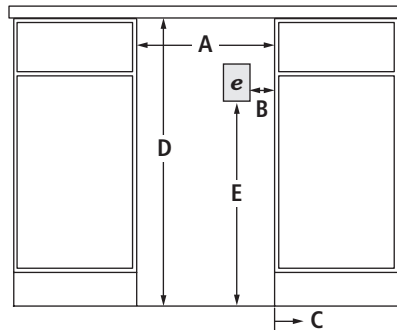
15" COMPACTORS

(BASE UNIT TC607 REQUIRES SUITE-COORDINATING PANEL KIT OR CUSTOM PANELS AND HANDLES)

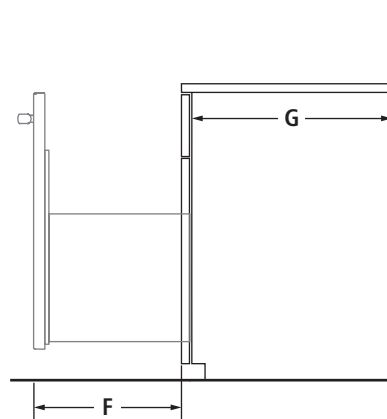
TC707 – 15" x 34¹/₈" x 26¹/₄"

TC607 – 15" x 34¹/₈" x 26¹/₂"

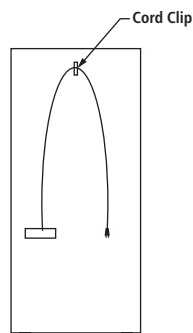
OPENING/CLEARANCE DIMENSIONS



FRONT VIEW



SIDE VIEW



BACK VIEW

MODEL #		TC707 TC607	
		in	cm
A	Width (min.)	15 ¹ / ₄	38.7
B	Electrical outlet – distance from left- or right-hand side (min.)	3	74.6
C	Clearance required for bag removal – right-hand side (min.)	6	15.2
D	Height (min.)	34 ¹ / ₄	87.0
E	Electrical outlet – distance from floor (min.)	18	45.7
F	Clearance required for drawer removal (min.)	23	58.4
G	Depth (min.)	24	61.0
e	Recommended electrical connection location (left or right-hand side)		

ELECTRICAL REQUIREMENTS

115 volt, 60 Hz, AC only, 15- or 20-amp fused, grounded circuit is required. A dedicated circuit is recommended. Use an outlet that cannot be turned off by a switch. Do not use an extension cord.

IMPORTANT: Dimensional specifications are provided for planning purposes only. Do not make any cutouts based on this information. Refer to the Installation or Use & Care Guide before selecting cabinetry, verifying electrical/gas connections, making cutouts or beginning installation. All Jenn-Air® appliances are appropriately UL, CUL or CSA approved.