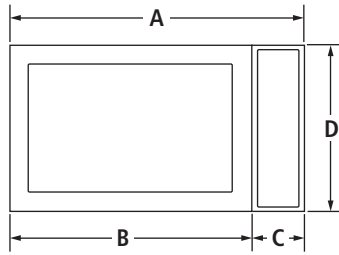



BUILT-IN/COUNTERTOP MICROWAVE OVEN WITH CONVECTION

JMC3415ES – 24⁵/₈" x 14¹/₄" x 19¹/₈"

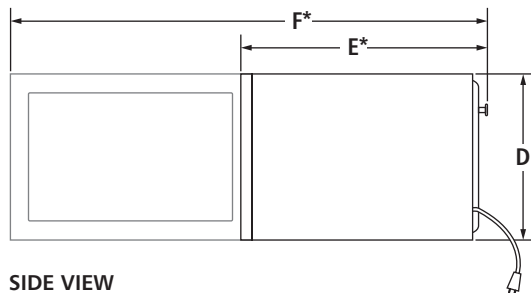
PRODUCT DIMENSIONS



FRONT VIEW



TOP VIEW



SIDE VIEW

MODEL #		JMC3415ES	
		in	cm
A	Overall width	24 ⁵ / ₈	62.5
B	Width of door	20 ¹ / ₈	51.1
C	Width of control panel	4 ³ / ₈	11.1
D	Overall height	14 ¹ / ₄	36.2
	Bottom of door to top of housing	14 ⁹ / ₁₆	37.0
E*	Overall depth with door	19 ¹ / ₈	48.6
F*	Depth with door open 90°	38 ¹ / ₈	96.8

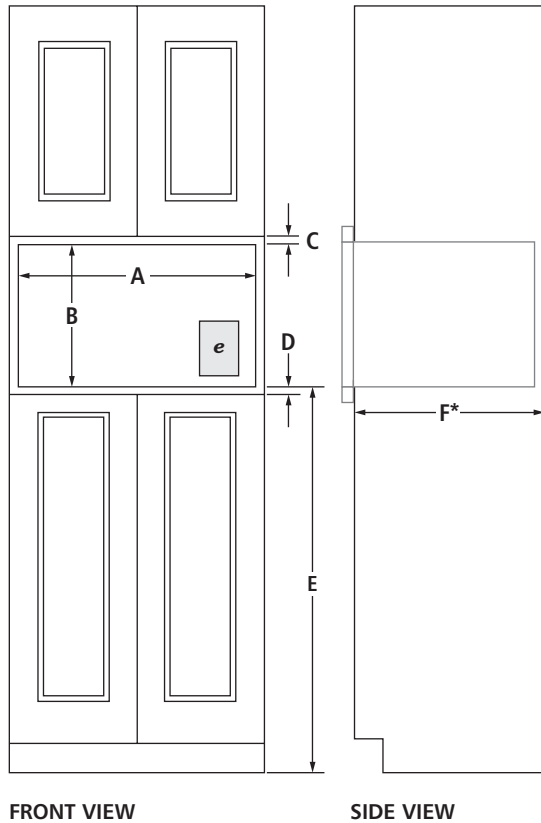
* Includes 1³/₈" addition for white spacer and back plate emboss. The spacer is used to ensure the oven has adequate space from back wall when installed for airflow purposes.

IMPORTANT: Dimensional specifications are provided for planning purposes only. Do not make any cutouts based on this information. Refer to the Installation Guide before selecting cabinetry, verifying electrical/gas connections, making cutouts or beginning installation. All Jenn-Air® appliances are appropriately UL, CUL or CSA approved.

BUILT-IN/COUNTERTOP MICROWAVE OVEN WITH CONVECTION

JMC3415ES – 24⁵/₈" x 14¹/₄" x 19¹/₈"

OPENING/CLEARANCE DIMENSIONS



MODEL #	JMC3415ES				
	30-inch Installation		27-inch Installation		
	in	cm	in	cm	
A Width of cutout	29 ³ / ₄ -29 ¹ / ₂	74.3-74.9	26 ³ / ₄ -26 ¹ / ₂	66.7-67.3	
B Height of cutout (min.-max.)	18 ¹³ / ₁₆ -19 ¹ / ₁₆	47.8-48.4	18 ¹³ / ₁₆ -19 ¹ / ₁₆	47.8-48.4	
C Top of cutout to bottom of upper cabinet (min.)	1	2.5	1	2.5	
D	Bottom of cutout to top of single oven (min.)	3	7.6	3	7.6
	Bottom of cutout to top of cabinet door (min.)	1 ¹ / ₂	3.8	1 ¹ / ₂	3.8
E Minimum height from bottom of cutout to floor	36	91.4	36	91.4	
F* Depth of cutout (min.)	21 ¹ / ₂	54.6	21 ¹ / ₂	54.6	
e Recommended electrical connection location					

* Depth requirements depend upon receptacle and its location within or outside of recommended region. See installation guide for more details.

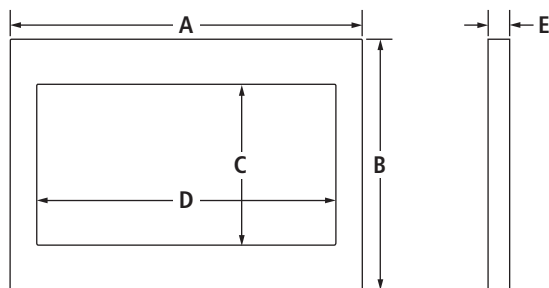
ELECTRICAL REQUIREMENTS

115-120 volt, 60 Hz, AC only, 15- or 20-amp fused, electrical supply is required. A time-delay fuse or dedicated circuit is recommended. Do not use an extension cord.

VENTING REQUIREMENTS

If microwave oven is built in, a trim kit is required for proper ventilation.

TRIM KIT DIMENSIONS



	MKC3150ES		MKC3157ES	
	in	cm	in	cm
A Overall width	29 ³ / ₄	75.6	26 ³ / ₄	67.9
B Overall height	20 ¹ / ₈	51.1	20 ¹ / ₈	51.1
C Height of opening	14 ⁷ / ₁₆	36.7	14 ⁷ / ₁₆	36.7
D Width of opening	24 ³ / ₄	62.9	24 ³ / ₄	62.9
E Depth of frame	1 ¹ / ₄	3.2	1 ¹ / ₄	3.2

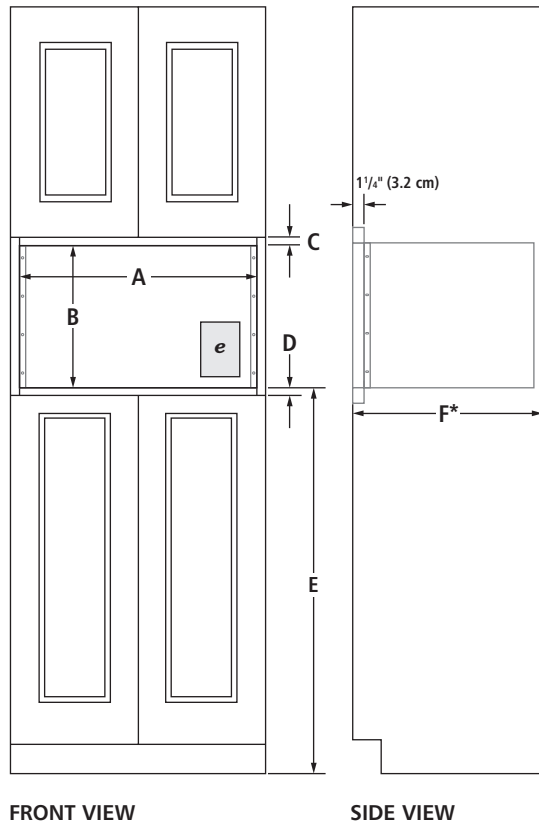
NOTE: Trim kit frame extends approximately 1/2"-3/4" (1.3-1.9 cm) above and below the cutout opening.

IMPORTANT: Dimensional specifications are provided for planning purposes only. Do not make any cutouts based on this information. Refer to the Installation Guide before selecting cabinetry, verifying electrical/gas connections, making cutouts or beginning installation. All Jenn-Air® appliances are appropriately UL, CUL or CSA approved.

BUILT-IN/COUNTERTOP MICROWAVE OVEN WITH CONVECTION – FLUSH INSTALLATION

JMC3415ES – 24⁵/₈" x 14¹/₄" x 19¹/₈"

OPENING/CLEARANCE DIMENSIONS



MODEL #		JMC3415ES			
		30-inch Installation		27-inch Installation	
		in	cm	in	cm
A	Width of cutout	30-30 ¹ / ₄	76.2-76.8	27-27 ¹ / ₄	68.6-69.2
B	Height of cutout (recommended-max.)	22 ⁹ / ₁₆ -22 ⁵ / ₈	57.3-57.5	22 ⁹ / ₁₆ -22 ⁵ / ₈	57.3-57.5
C	Top of cutout to bottom of upper cabinet (min.)	1	2.5	1	2.5
D	Bottom of cutout to top of single oven (min.)	3	7.6	3	7.6
	Bottom of cutout to top of cabinet door (min.)	1 ¹ / ₂	3.8	1 ¹ / ₂	3.8
E	Minimum height from bottom of cutout to floor	36	91.4	36	91.4
F*	Depth of cutout (min.)	23	58.4	23	58.4
e	Recommended electrical connection location				

* Depth requirements depend upon receptacle and its location within or outside of recommended region. See installation guide for more details.

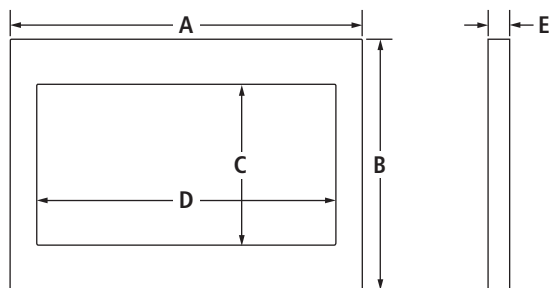
ELECTRICAL REQUIREMENTS

115-120 volt, 60 Hz, AC only, 15- or 20-amp fused, electrical supply is required. A time-delay fuse or dedicated circuit is recommended. Do not use an extension cord.

VENTING REQUIREMENTS

If microwave oven is built in, a trim kit is required for proper ventilation.

TRIM KIT DIMENSIONS



		MKC4150ES		MKC4157ES	
		in	cm	in	cm
A	Overall width	29 ³ / ₄	75.6	26 ³ / ₄	67.9
B	Overall height	20 ¹ / ₈	51.1	20 ¹ / ₈	51.1
C	Height of opening	14 ⁷ / ₁₆	36.7	14 ⁷ / ₁₆	36.7
D	Width of opening	24 ³ / ₄	62.9	24 ³ / ₄	62.9
E	Depth of frame	1 ¹ / ₄	3.2	1 ¹ / ₄	3.2

IMPORTANT: Dimensional specifications are provided for planning purposes only. Do not make any cutouts based on this information. Refer to the Installation Guide before selecting cabinetry, verifying electrical/gas connections, making cutouts or beginning installation. All Jenn-Air® appliances are appropriately UL, CUL or CSA approved.