

Soho Bath Mixer

by JEE-O

WATRLINE



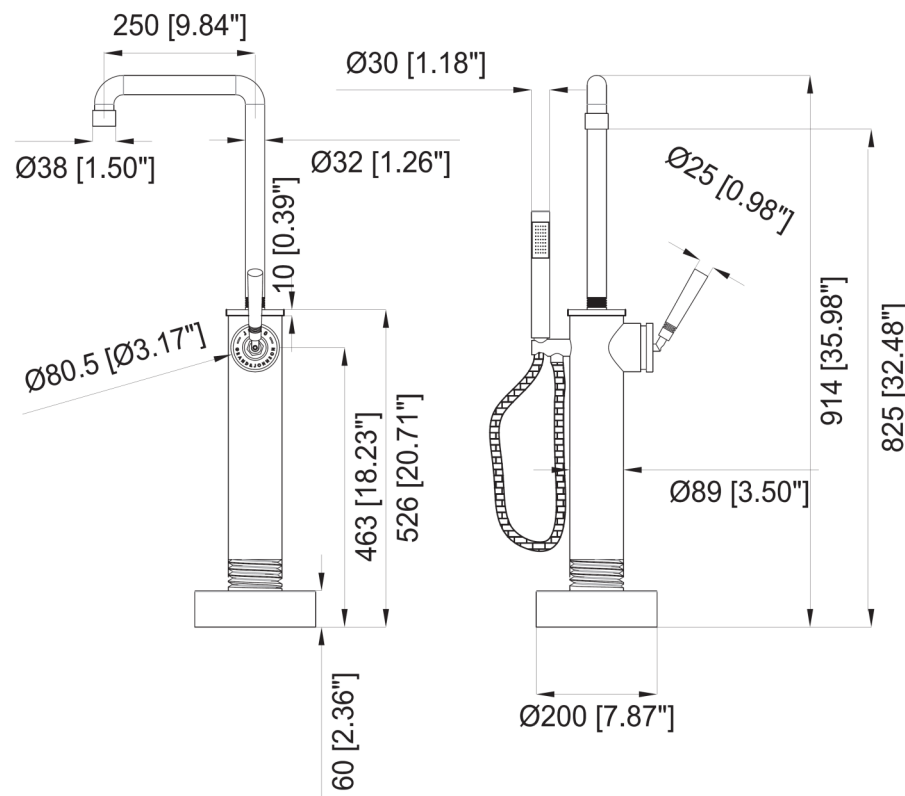
- RAW (brushed) 700-3110
- hammercoat black 700-3112
- custom finish 700-311C

SPECIFICATIONS

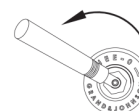
MATERIAL:	304 stainless steel
FEATURES:	two-way pressure balance valve hand shower
CARTRIDGE:	progressive two-way mixing mechanism (#005-0203)
FLOW RATE:	3.2 GPM (adjustable on request)
WEIGHT:	24 lbs
PACKAGE DIMENSIONS:	L 42" x W 24" x H 9"
DELIVERY WEIGHT:	28 lbs
WARRANTY:	2-year limited warranty

MAINTENANCE & CARE

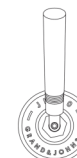
RAW (BRUSHED):	Regularly apply stainless steel cleaner and rub in the direction of the grain, using a slightly abrasive sponge.
HAMMERCOAT BLACK:	Regularly clean with soap water or alcohol. Do not use abrasives.



left handshower



middle off



right flow spout

