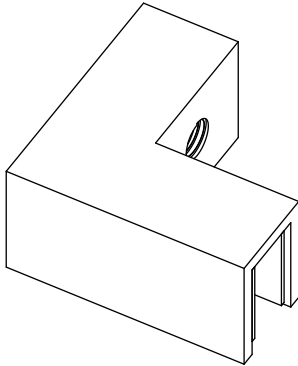


10.GGC.4016 | 90° Glass to Glass Sleeve Clamp

SPECIFICATIONS:

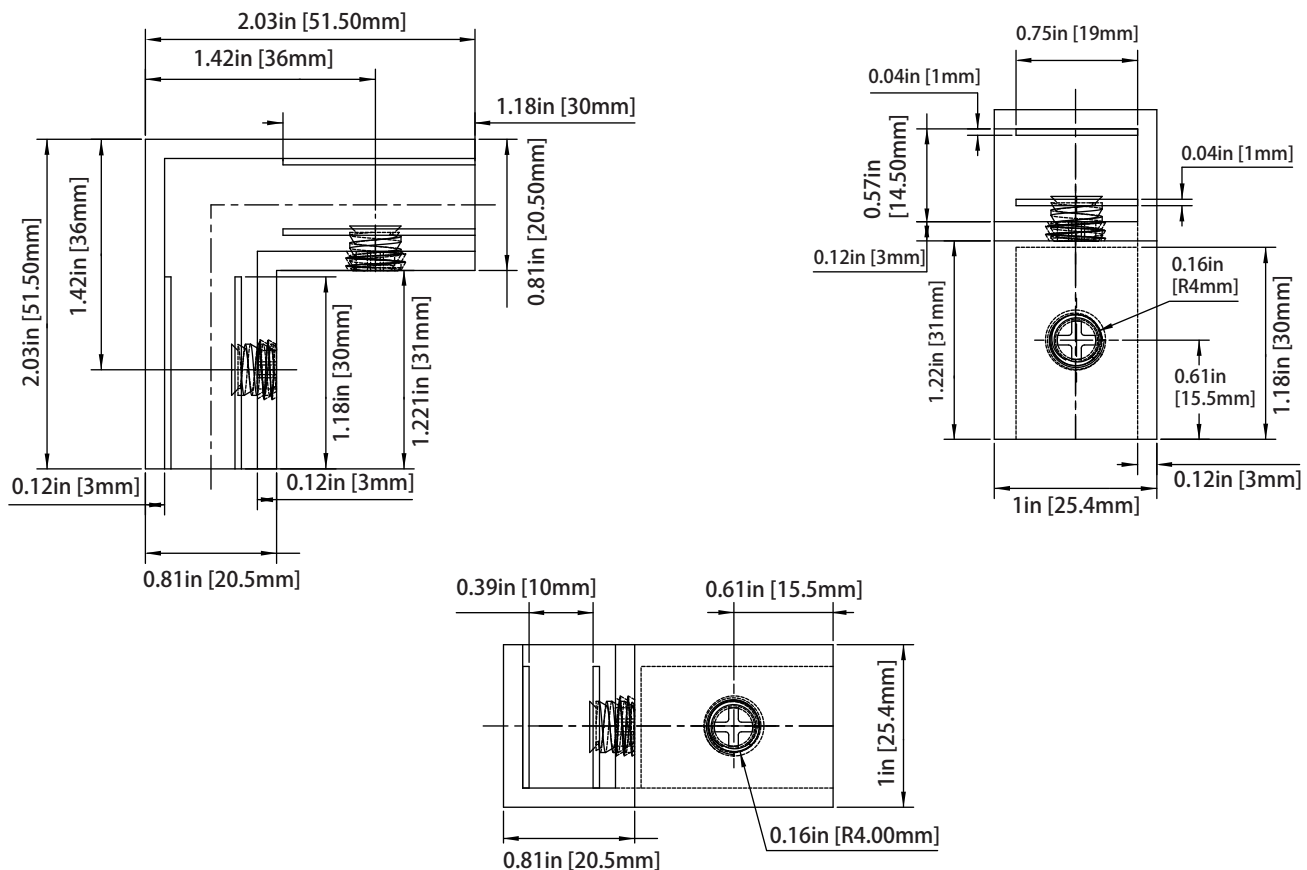
- Solid Brass Construction
- Fits 3/8" to 1/2" Thick Glass
- Suitable with Mitered Corner or Overlapping Glass



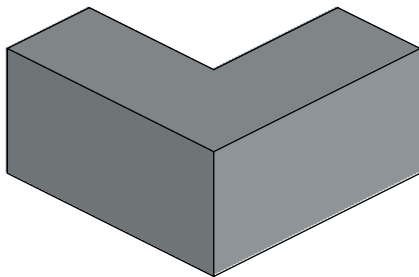
GLASS FITMENT DETAILS :

- Glass clamp with nylon-tipped Allen set screw, designed for a 90-degree "slip fit".
- Suitable for tempered glass ranging from 3/8" to 1/2" thickness.
- No need for glass fabrication.
- Corrects misalignment issues at the top edge of glass panels.
- Ideal for securely holding glass panels together during silicone sealant curing.
- Leaves a minimal gap of less than 1/8".
- Complements all plated hardware with finished edges.
- Prevents panels from separating over time.

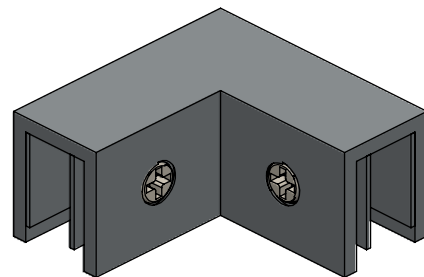
Technical Diagram



FRONT VIEW



REAR VIEW



SLIP FIT REPRESENTATION

