

Breckenridge Copper

Hand-Hammered Copper and Pewter Sinks

Monarch Copper Lavatory Sink

Model MON-15FL-AC

MON-15FL-PW

MON-15SR-AC

MON-15SR-PW

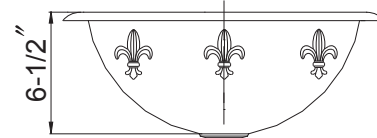
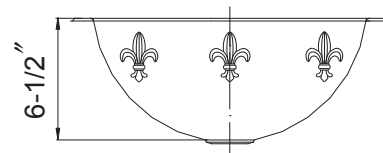
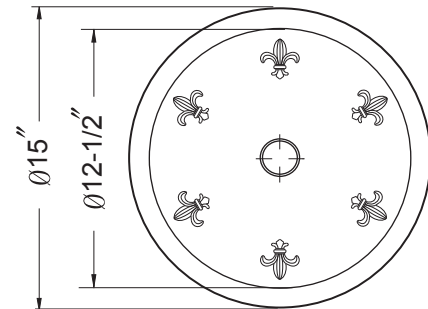


FEATURES

- Unique Fleur-Di-Lis lavatory sink
- 16-3/4" OD
- 7" depth
- 1-1/2" drain opening

Model information

- **MON-15FL-AC** Fleur-Di-Lis Sink/Flat Lip, Antique copper w/ overflow
- **MON-15FL-PW** Fleur-Di-Lis Sink/Flat Lip, Lustrous pewter w/ overflow
- **MON-15SR-AC** Fleur-Di-Lis Sink/Self Rimming, Antique copper w/ overflow
- **MON-15SR-PW** Fleur-Di-Lis Sink/Self Rimming, Lustrous pewter w/ overflow



Installation information

Your Hammerwerks® Hand-Hammered Copper sink is individually hand-crafted and not the product of assembly-line specifications. Every sink is unique and therefore a variance of approximately 1/4" in dimensions is usual. We recommend receiving your specific sink and measuring before cutting your countertop to ensure proper fit.

OVERALL DIMENSIONS	EACH BOWL	CUTOUT SIZE	PACKAGING*	WEIGHT*
Ø16-3/4"	Ø14-1/2"	See Template	1/16 pcs.	10/200 lbs.

*Standard packaging: Single boxed /Pallet of single boxed.

All dimensions are in inches. Specifications subject to change without notice.

Project/Job name _____

Architect/Engineer _____

Contractor _____

Model _____ Q'ty _____

Notes _____