

Breckenridge Copper

Hand-Hammered Copper and Pewter Sinks

Ashcroft Copper Lavatory Sink

Model ASH-12FL-AC

ASH-12FL-PW

ASH-12SR-AC

ASH-12SR-PW

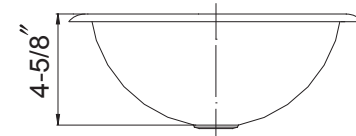
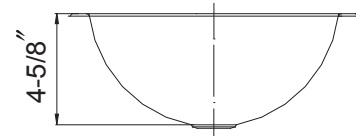
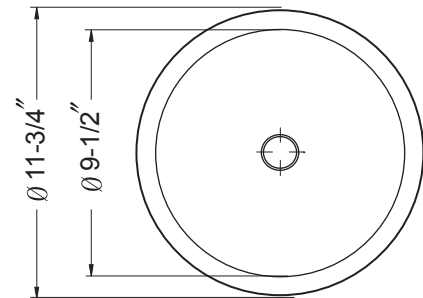


FEATURES

- Petite round lavatory sink
- 11-3/4" OD
- 4-5/8" depth
- 1-1/2" drain opening

Model information

- **ASH-12FL-AC** Petite Round Sink/Flat Lip, Antique copper w/ overflow
- **ASH-12FL-PW** Petite Round Sink/Flat Lip, Lustrous pewter w/ overflow
- **ASH-12SR-AC** Petite Round Sink/Self Rimming, Antique copper w/ overflow
- **ASH-12SR-PW** Petite Round Sink/Self Rimming, Lustrous pewter w/ overflow



Installation information

Your Hammerwerks® Hand-Hammered Copper sink is individually hand-crafted and not the product of assembly-line specifications. Every sink is unique and therefore a variance of approximately 1/4" in dimensions is usual. We recommend receiving your specific sink and measuring before cutting your countertop to ensure proper fit.

OVERALL DIMENSIONS	EACH BOWL	CUTOUT SIZE	PACKAGING*	WEIGHT*
Ø11-3/4"	Ø9-1/2"	See Template	1/16 pcs.	10/200 lbs.

*Standard packaging: Single boxed /Pallet of single boxed.

All dimensions are in inches. Specifications subject to change without notice.

Project/Job name _____

Architect/Engineer _____

Contractor _____

Model _____ Q'ty _____

Notes _____