

## Towel Bar Grab Bar

Stainless steel screws for wood backing & 4 hollow wall togglers included with every bar!

\* Wingit Compatible (wingits sold separately)

HH-2040 Series

Towel Bar  
Grab Bar

### Application Use:

Architectural


Commercial

Institutional

Residential

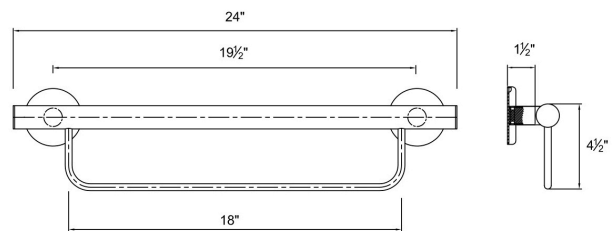
### Specifications

The Towel Bar Grab Bar is manufactured using high quality 18 gauge 1.25" diameter 304 stainless steel. Convenient mounting flange post with set screws allow for easy flange access during installation yet preserving the clean finished look of the concealed flange cover. Using a wingit compatible flange base and 5 optional screw hole ports makes locating on a stud or hollow wall even easier than ever. 4 hollow wall togglers included with every bar. The Bilanx Bath Collection is designed, built, and tested to 500lbs exceeding HUD, FHA, VA, ADA, ANSI and other federal, provincial, and local codes. \*Grab Bars can only be as strong as what they are mounted to. It is imperative when installing any safety product to consult with a qualified contractor to insure you have sufficient backing.

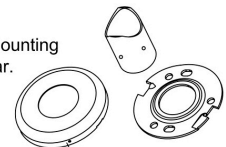


## The Bilanx Bath Collection

All Towel Bar Grab Bars ship complete with easy to follow instructions, mounting hardware for stud framing & hollow walls. The Bilanx Bath Collection has been designed, built, and tested to 500lbs. The Towel Bar Grab Bar comes in 3 standard finishes  
Measurements: 18" Towel Bar with a 24" Grab Bar



Easy to mount flange!  
3 Set Screws on post allow pre-mounting to the wall before attaching the bar.



HH-2040PC POLISHED CHROME

HH-2040BN BRUSHED NICKEL

HH-2040ORB OIL RUBBED BRONZE

Custom Finishes Available Upon Request

Dimension tolerances +/- 3/16"