

20 586 **ALLURE**

2-HANDLE WALL MOUNT FAUCET 1.2 GPM



STANDARD SPECIFICATION:

- GROHE StarLight®
- GROHE EcoJoy®
- Wall mount
- 8 ½" Spout reach
- Precision control with haptic click feedback on handles (optional)
- Requires vessel rough-in valve (33 885 000) (sold separately)
- Vessel sink pop-up drain (48 656)



PRODUCT FEATURES:







CERTIFICATIONS:



- ADA
- WaterSense
- CEC Certified
- Low Lead Certified
- CALGreen Compliant
- Massachusetts Plumbing Board Approved
- Energy Policy Act of 1992
- NSF 61
- NSF 372
- CSA B125.1
- ASME A112.18.1
- Complies with lead plumbing laws

AVAILABLE FINISHES:

- 20586001  GROHE StarLight® Chrome
- 205862431  Matte Black
- 20586EN1  Brushed Nickel InfinityFinish™
- 20586GN1  Brushed Cool Sunrise

NOTE: Install this product according to the installation guide. ADA, CSA compliant when installed to the specific requirements of these regulations.

We reserve the right to make revisions without notice to product specifications. 04-26-2023

US
Tel: 1.630.582.7711 Fax: 1.630.582.7722
For the most current Specification Sheet,
go to www.grohe.us.

Canada
Tel: 1.888.644.7643 Fax: 1.905.366.2071
For the most current Specification Sheet,
go to www.grohe.ca.

PART OF LIXIL

20 586 ALLURE

2-HANDLE WALL MOUNT FAUCET 1.2 GPM



TECHNICAL DATA:

Product Height

Fitting Spout Reach 8-1/2 in

GPM (Min)-GPM (Max) 1.2 GPM

Fitting No of Holes Required 3

