

23 184

## EUROCUBE®

### SINGLE HOLE SINGLE-HANDLE L-SIZE BATHROOM FAUCET 1.2 GPM

Pure Freude  
an Wasser



#### STANDARD SPECIFICATION:

- GROHE SilkMove®
- GROHE StarLight®
- GROHE EcoJoy™
- GROHE QuickFix® installation
- 9 3/4" Faucet height
- 5 7/8" Spout reach
- 8 3/4" Aerator height
- Solid brass body
- CALGreen/CEC compliant
- 1.2gpm (WaterSense)



#### PRODUCT FEATURES:





-  GROHE StarLight®
-  GROHE SilkMove®
-  GROHE EcoJoy™
-  GROHE QuickFix®

#### CERTIFICATIONS:



- ADA
- WaterSense
- CEC Certified
- Low Lead Certified
- CALGreen Compliant
- Massachusetts Plumbing Board Approved
- Energy Policy Act of 1992
- NSF 61
- CSA B125.1
- ASME A112.18.1
- Complies with lead plumbing laws

#### AVAILABLE FINISHES:

- 2318400A**  GROHE StarLight® Chrome
- 23184A0A**  Hard Graphite
- 23184ENA**  Brushed Nickel InfinityFinish™
- 23184GNA**  Brushed Cool Sunrise

NOTE: Install this product according to the installation guide. ADA, CSA compliant when installed to the specific requirements of these regulations.

We reserve the right to make revisions without notice to product specifications. 07-06-2022

**US**  
Tel: 1.630.582.7711 Fax: 1.630.582.7722  
For the most current Specification Sheet,  
go to [www.grohe.us](http://www.grohe.us).

**Canada**  
Tel: 1.888.644.7643 Fax: 1.905.366.2071  
For the most current Specification Sheet,  
go to [www.grohe.ca](http://www.grohe.ca).

PART OF **LIXIL**

23 184

**EUROCUBE®**

SINGLE HOLE SINGLE-HANDLE L-SIZE  
BATHROOM FAUCET 1.2 GPM

Pure Freude  
an Wasser



**TECHNICAL DATA:**

Product Height	248 mm
Product Length	206 mm
Product Width	135 mm
Fitting Spout Height	222 mm
Fitting Spout Reach	150 mm
Fitting Handle Height	65 mm
GPM (Min)-GPM (Max)	1.2 gal (US)/min
Fitting No of Holes Required	1

