

AZ45E12DBM

GE Zoneline® Cooling and Electric Heat Unit with Makeup Air, 230/208 Volt

FEATURE AND BENEFITS

Product built to order, lead times may vary

Makeup air - Delivers 25-50 CFM of continuous makeup air to the room

Energy efficiency - When paired with occupancy sensing hardware and makeup air ventilation can be halted during vacancy

Makeup air system dehumidifies at a rate of 5-6 pints per 24 hours (based on CFM level)

Cooling capacity - 11700/11500

EER - 11.6/11.6

Indoor fan CFM (high/low) - 390/240

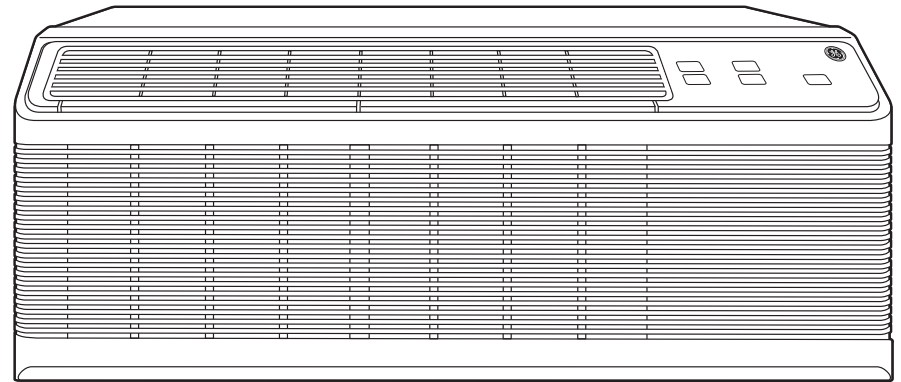
Electronic touch controls with LED display

SMC base pan - will never rust

Heat & Freeze Sentinels - Keeps the room from overheating or freezing

Electronic temperature limiting - Prevents expensive over-cooling or over-heating of the room

Simplified structure - Easy to maintain and service



CONSIDERATIONS

Makeup air increases room BTU load requirements and requires additional PTAC cooling or heating, the building's electrical needs may be impacted.

Makeup air models are not recommended for installation within two miles of coastal areas.

For best comfort and performance use a remote wall thermostat.



AZ45E12DBM

GE Zoneline® Cooling and Electric Heat Unit with Makeup Air, 230/208 Volt

DIMENSIONS AND INSTALLATION INFORMATION (IN INCHES)

ELECTRICAL WIRING

All wiring, including installation of receptacle, must be made in accordance with all national and local electrical codes and regulations.

NOTE: Aluminum wiring may pose special problems - consult a qualified electrician.

GRILLE OPTIONS

Stamped Aluminum Grille - RAG60
 Exterior Architectural Louvers Durable Polycarbonate: RAG61 (Beige), RAG62 (Maple), RAG63 (Dark Brown)
 Extruded Aluminum Architectural Grille - RAG67

RETROFIT KITS:

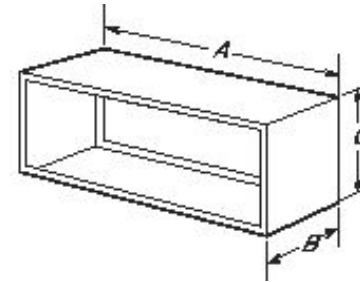
RAK40 - Deflector Kit to adapt chassis for use with non-GE exterior louvered grilles.

ELECTRICAL CONNECTION

230/208 volt units may be plugged into a receptacle. See Architects and Engineers Design Data Manual for electrical connection information including use of sub-base for direct connected units. Installation must comply with all national and local electrical codes and regulations.

Power connection kits are required on all Zoneline chassis.

WALL SLEEVE DIMENSIONS



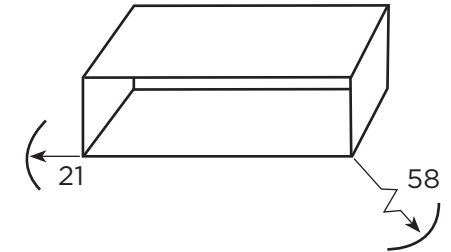
RA81* WALL SLEEVE

Heavy-gauge steel, 4 pc design with insulation. A-42", B-13-3/4", C-16"
 Also available in 16", 18", 20" and 24" depths

RA87B WALL SLEEVE

4 pc Fiberglass reinforced polyester compound with stainless steel locking components. A-42", B-14", C-16"

MAXIMUM CORD EXTENSION



WALL OPENING DIMENSIONS

Add 1/4" to A and C dimensions for all cut-outs.
 16-1/4" Min. H x 42-1/4" Min. W

AZ45/65 HEATER KW						
230/208 VOLT	LINE CORD (P), DIRECT (D) AND SUB-BASE CONNECTED UNITS					
	7K/9K			12K/15K		
Power Connection Kit	RAK315P RAK315D* RAK204D15C*	RAK320P RAK320D* RAK204D20C*	RAK330P RAK330D* RAK204D30C*	RAK315P RAK315D* RAK204D15C*	RAK320P RAK320D* RAK204D20C*	RAK330P RAK330D* RAK204D30C*
Total Watts	2410/1990	3420/2830	4830/3990**	2430/2020	3450/2860	4860/4020**
Heater Watts	2400/1960	3400/2780	4800/3930**	2400/1960	3400/2780	4800/3930**
Heater BTU	8100/6600	11600/9400	16300/13400**	8100/6600	11600/9400	16300/13400**
Total Amps	10.5/9.6	14.9/13.6	21.0/19.2	10.6/9.7	15.1/13.8	21.2/19.3
(MCA)	15	20	30	15	20	30
Recommended Protective Device (MOCP)	15 amp time-delay fuse or breaker	20 amp time-delay fuse or breaker	30 amp time-delay fuse or breaker	15 amp time-delay fuse or breaker	20 amp time-delay fuse or breaker	30 amp time-delay fuse or breaker

*Per the NEC, use of this connection kit requires the purchase and use of the RAK4002D Junction Box.

**Heater output reduced on low fan speed.



For more information please visit our website at zoneline.com or contact us at Hospitality.Direct@geappliances.com.

Specification Revised 8/22