

GT25C10BAM

GE GeoSpring™ Internal Collector Storage (ICS) Solar Water Heater

DIMENSIONS AND INSTALLATION INFORMATION (IN INCHES)

LOCAL INSTALLATION REGULATIONS: This water heater must be installed in accordance with these instructions, local codes, utility codes, utility company requirements or, in the absence of local codes, the latest edition of the National Electrical Code. It is available from some local libraries or can be purchased from the National Fire Prevention Association, Batterymarch Park, Quincy, MA 02169 as booklet ANSI/NFPA 70. The solar energy system shall comply with building code, plumbing code, mechanical code, and fire code adopted by the authority having jurisdiction or, in the absence of such codes, with the International Building Code, International Plumbing Code, International Mechanical Code, and International Fire Code.

INSTALLATION INFORMATION: For complete information, see installation instruction packed with your water heater.

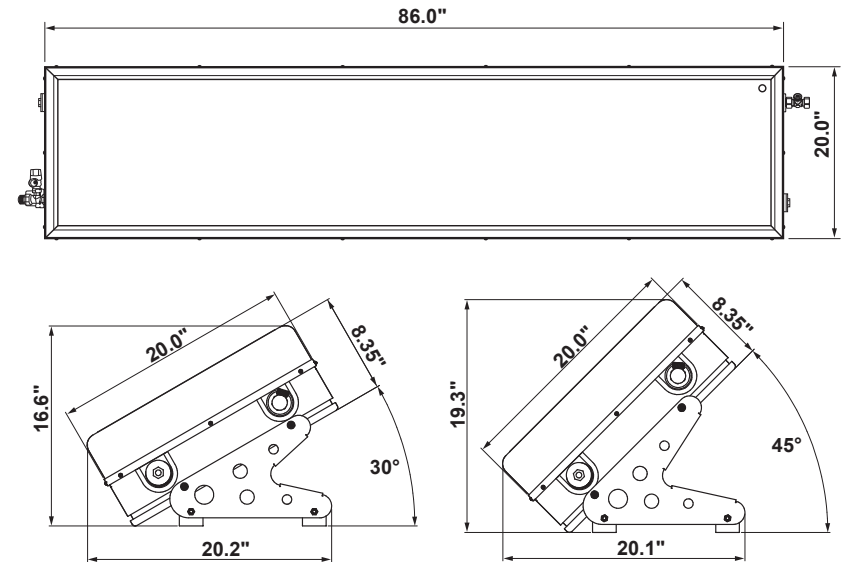
RELIEF VALVE: CAUTION RISK OF UNIT DAMAGE - THE PRESSURE RATING OF THE RELIEF VALVE MUST NOT EXCEED 60 PSI (413.6 KPA), THE MAXIMUM WORKING PRESSURE OF THE WATER HEATER AS MARKED ON THE RATING PLATE.

A listed and labeled pressure-relief valve (combined non-return/safety valve) is supplied and must remain installed in the opening provided and marked for the purpose on the water heater. No valve of any type should be installed between the relief valve and the tank. Local codes shall govern the installation of relief valves.

The BTUH rating of the relief valve must not be less than the input rating of the water heater as indicated on the rating label located on the heater (1 watt=3.412 BTUH).

Connect the outlet of the relief valve to a suitable open drain so that the discharge water cannot contact live electrical parts or persons and to eliminate potential water damage.

Piping used should be of a type approved for hot water distribution. The discharge line must be no smaller than the outlet of the valve and must pitch downward from the valve to allow complete drainage (by gravity) of the relief valve and discharge line. The end of the discharge line should not be threaded or concealed and should be protected from freezing. No valve of any type, restriction or reducer coupling should be installed in the discharge line.



For answers to your GE Profile™ or GE Appliances product questions, visit our website at geappliances.com or call GE Answer Center® Service, 800.626.2000.

Specification Revised 1/21

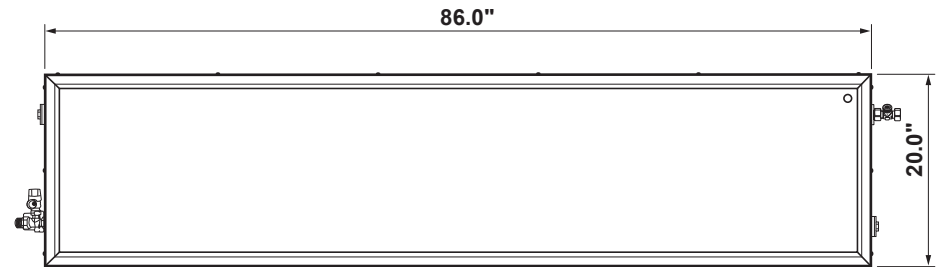
GT25C10BAM

GE GeoSpring™ Internal Collector Storage (ICS) Solar Water Heater

DIMENSIONS AND INSTALLATION INFORMATION (IN INCHES)

RELIEF VALVE (CONT.) : CAUTION RISK OF SCALD AND PROPERTY DAMAGE

To reduce the risk of excessive pressures in this water heater, install pressure protective equipment required by local codes and no less than a pressure relief valve certified by a nationally recognized testing laboratory that maintains periodic inspection of production of listed equipment or materials. This valve must be marked with a maximum set pressure not to exceed the marked maximum working pressure of the water heater. Install the valve into an opening provided and marked for this purpose in the water heater, and orient it or provide tubing so that any discharge from the valve exits only within 6 inches above, or at any distance below, the structural floor, and does not contact any live electrical part. The discharge opening must not be blocked or reduced in size under any circumstances.



For answers to your GE Profile™ or GE Appliances product questions, visit our website at geappliances.com or call GE Answer Center® Service, 800.626.2000.

Specification Revised 1/21

GT25C10BAM

GE GeoSpring™ Internal Collector Storage (ICS) Solar Water Heater

FEATURES AND BENEFITS

Serpentine system – Water is heated and stored directly in the solar collector, making hot water available as soon as it's heated by the sun.

Storage tank – Integrated into the solar collector, the tank maintains hot water temperatures even if the sun isn't shining. The pipes in the tank have a 24-gallon capacity rating, enough to satisfy the needs of the home.

One-of-a-kind design for versatile installation – Accommodate any roof style or Ground Mount with a unit that's easy to set up.

Internal tank coating – Resilient internal coating offers maximum corrosion resistance and trouble-free performance.


Solar glass – Water is efficiently heated in the integrated storage tank the moment sunlight hits the solar glass.

Clear heat insulation – Totally transparent insulation delivers maximum heat retention.

Innovative frame – Aluminum profiles and rigid foam insulation at the sides and rear of the solar collector provide total durability.

Warranty – 10-year limited Parts Warranty*.

Model GT25C10BAM – Gray



*See written warranty for full details

