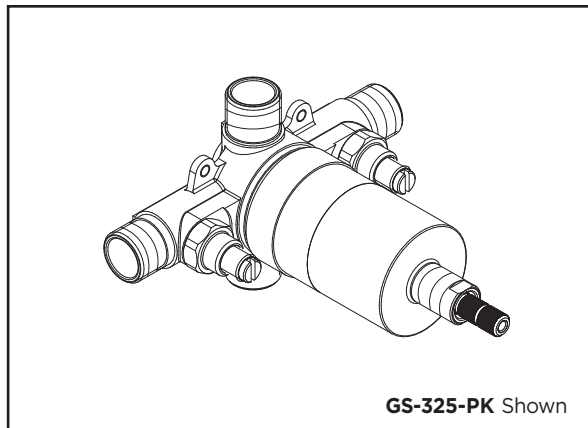




Features:

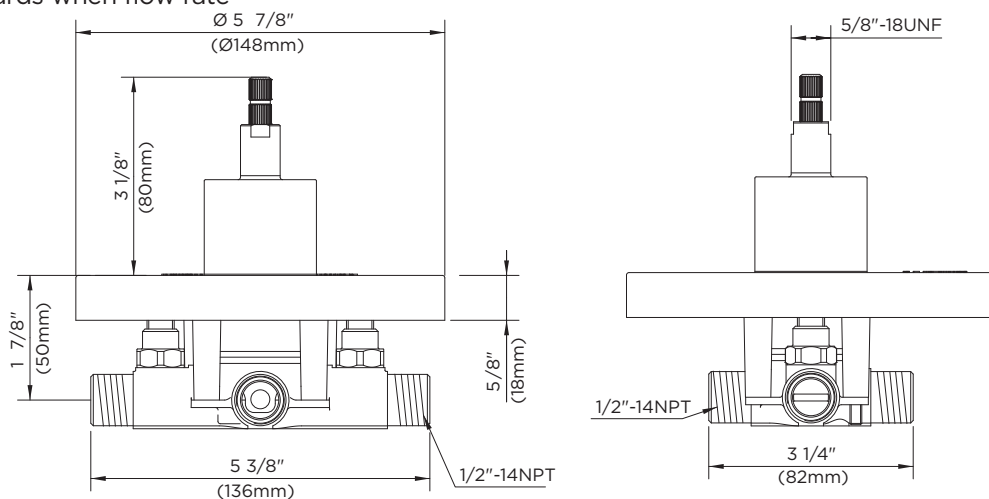
- Washerless cartridge
- Solid brass maintenance stops
- IPS/Sweat or PEX-a connection
- Back to back installation feasible
- Fit all trim kits: Logan Square™, Wicker Park™, Brianne™, Abigail™, Riverdale®, Carol Stream™, Waveland™, Allerton™, Maxwell®, Viper™, Kaia™, South Shore™, Mid-Town™
- Thin wall installation bracket included
- Valve will perform at ASSE 1016 standards when flow rate is restricted to 2.0 gpm



GS-325-PK Shown

Standards & Certifications:

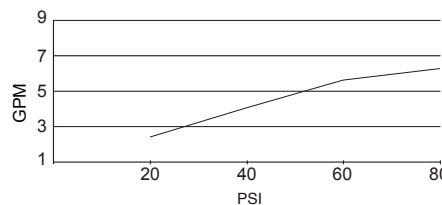
- ASME A112.18.1M
- IAPMO/cUPC
- MASS Code



Catalog Numbers:

- GS-323-PK** Rough Brass, CPVC w/ stops, Bulk Packaging
- GS-324-PK** Rough Brass, PEX-crimp (B&C)
- GS-325** Rough Brass, IPS/Sweat w/ stops
- GS-325-PK** Rough Brass, IPS/Sweat w/ stops, Bulk Packaging
- GS-327-PK** Rough Brass, PEX A w/ stops, Bulk Packaging

Flow Rate (Hot and Cold Mixed)



Prefixes Available:

None

Suffixes Available:

PK: Bulk Packaging

Job Name	
Date	
Model Specified	
Quantity	
Customer	
Contractor	
Architect/engineer	