


### SPECIFICATIONS

#### Features/Benefits

- 2.0 gpm (7.6 L/min) Max Flow @ 80 psi
- 5 Functions: Wide, Centerjet, Aeration, Massage and Wide + Centerjet
- Dual Valve™ Technology Optimizes Water Flow
- Easy-Glide™ Selector Ring
- Easy Clean Nozzles
- Integral Check Valves in both Handshower and Supply Mount
- Includes Shower Arm Mount, D469100, Handshower, D462024, and 72" Metal Shower Hose, D469020



#### Available Color/Finishes

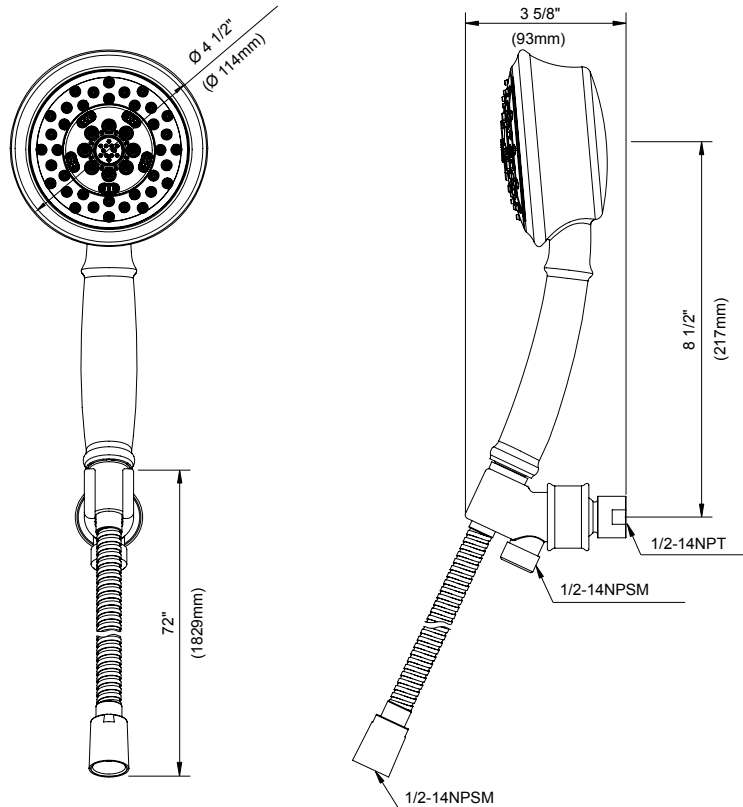
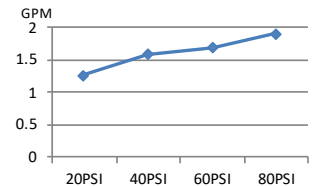
Color	Description
	Chrome

Please see [gerberonline.com](http://gerberonline.com) or current price list for available finishes. Finish is defined by additional suffix.

#### Standards & Certifications



#### Flow Rate



#### Submittal Information:

Name: \_\_\_\_\_ Contractor: \_\_\_\_\_  
 Location: \_\_\_\_\_ Contact #: \_\_\_\_\_