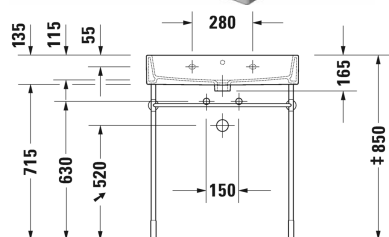
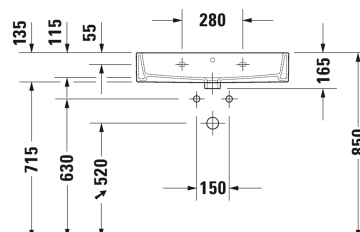
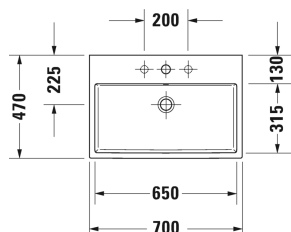


Vero Air Washbasin, furniture washbasin # 2350700000 /
2350700041 / 2350700060 / 2350700070

| < 700 mm > |



Washbasin, furniture washbasin	Dimension	Weight	Order number
with tap platform, underneath glazed, 700 mm			
Colors			
00 White Alpin			
Variant			
● with overflow	700 x 470 mm	20.200 kilogram	2350700000
● without overflow	700 x 470 mm	20.200 kilogram	2350700041
☒ with overflow	700 x 470 mm	20.200 kilogram	2350700060
☒ without overflow	700 x 470 mm	20.200 kilogram	2350700070
Infobox			
recommendation of furniture see from page xxx, Washbasin is not ADA compliant in conjunction with pedestal, siphon cover or metal console			
Sanitary ceramics with the special WonderGliss surface finish will remain clean and attractive-looking for a long time to come. When ordering WonderGliss please add a "1" as eleventh digit to the model number.			
Accessory for ceramics			
Push-open waste for washbasins with overflow		0.400 kilogram	005052
Slotted waste for washbasins without overflow	75 mm	0.400 kilogram	005038
Accessory			
Towel rail square tube 14 mm, for washbasin # 045470, 235070	655 mm	0.600 kilogram	003047
Design Siphon		1.500 kilogram	005036

Vero Air Washbasin, furniture washbasin # 2350700000 /
2350700041 / 2350700060 / 2350700070

| < 700 mm > |

Suitable products		
Metal console height adjustable +50 mm, for washbasin # 045470, 235070,		003075
Vanity unit floor-standing 2 pull-out compartments, 684 x 459 mm	684 x 459 mm	LC6776
Vanity unit wall-mounted 1 pull-out compartment, 684 x 459 mm	684 x 459 mm	BR4054
Vanity unit wall-mounted 2 drawers, upper drawer including cut-out for siphon and siphon cover, 684 x 459 mm	684 x 459 mm	BR4154
Vanity unit floor-standing 2 pull-out compartments, 684 x 459 mm	684 x 459 mm	BR4434
Vanity unit wall-mounted 1 pull-out compartment, 684 x 460 mm	684 x 460 mm	XS4094
Vanity unit wall-mounted 2 drawers, upper drawer including cut-out for siphon and siphon cover, 684 x 460 mm	684 x 460 mm	XS4194
Vanity unit floor-standing 2 pull-out compartments, integrated base frame legs with height adjustement, 684 x 460 mm	684 x 460 mm	XS4474
Vanity unit wall-mounted 1 pull-out compartment, 684 x 454 mm	684 x 454 mm	XV4235
Vanity unit wall-mounted 2 drawers, upper drawer including cut-out for siphon and siphon cover, 684 x 454 mm	684 x 454 mm	XV4335
Vanity unit wall-mounted 1 pull-out compartment, 684 x 442 mm	684 x 442 mm	DE4272
Vanity unit wall-mounted 1 drawer, 1 pull-out compartment, upper drawer including cut-out for siphon and siphon cover, 684 x 442 mm	684 x 442 mm	DE4372
Vanity unit wall-mounted 1 pull-out compartment, 684 x 459 mm	684 x 459 mm	LC6176
Vanity unit wall-mounted 2 drawers, 684 x 459 mm	684 x 459 mm	LC6276

All drawings contain the necessary measurements which are subject to standard tolerances. They are stated in mm and are non-binding. Exact measurements, in particular for customised installation scenarios, can only be taken from the finished piece.