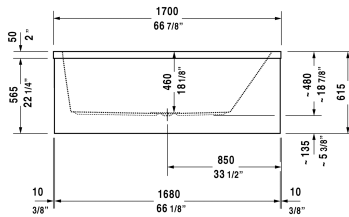
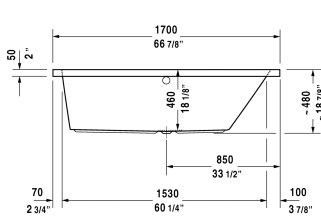
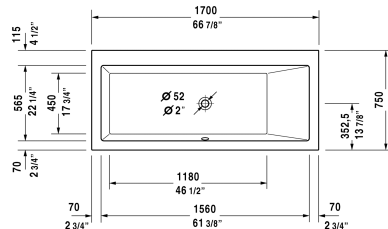


Vero Bathtub # 700134000000090

< 66 7/8" Inch >



Bathtub	Dimension	Weight	Order number
rectangle, with one backrest slope right, cUPC® listed*, Sanitary acrylic			
<b>Colors</b>			
00 White			
<b>Variant</b>			
Base tub	66 7/8" x 29 1/2" Inch	66 lb	700134000000090
<b>Infobox</b>			
* Complies with the following standards: CSA B45.5/IAPMO Z124			
<b>Suitable panels</b>			
Panel for niche (alcove), for # 700134 (66 7/8" x 29 1/2"), for # 700133 (66 7/8" x 29 1/2")			VE8938
Panel for back-to-wall, for # 700134 (66 7/8" x 29 1/2"), for # 700133 (66 7/8" x 29 1/2")	29 1/8" x 66 1/8" Inch		VE8777
Panel for corner right, for # 700134 (66 7/8" x 29 1/2"), for # 700133 (66 7/8" x 29 1/2")	29 1/8" x 66 1/2" Inch		VE8782
Panel for corner left, for # 700134 (66 7/8" x 29 1/2"), for # 700133 (66 7/8" x 29 1/2")	29 1/8" x 66 1/2" Inch		VE8787
<b>Suitable products</b>			
Tile flange ,			790112
Cable-driven waste and overflow ,			790220
Bathtub anchors for mounting and support of bathtubs and shower trays, 3 pieces,			790103

**Vero Bathtub # 700134000000090**

|< 66 7/8" Inch >|

Cable-driven waste and overflow brass,	790250
Stereo transducers (speakers) for bathtubs ,	791818
Support frame (included), for D-Code bathtubs,	790133

*All drawings contain the necessary measurements which are subject to standard tolerances. They are stated in inch & mm and are non-binding. Exact measurements, in particular for customized installation scenarios, can only be taken from the finished ceramic piece.*