

Submitted Model No.: _____

Specific Features: _____



ACTIVETOUGH[®] HANDSHOWER

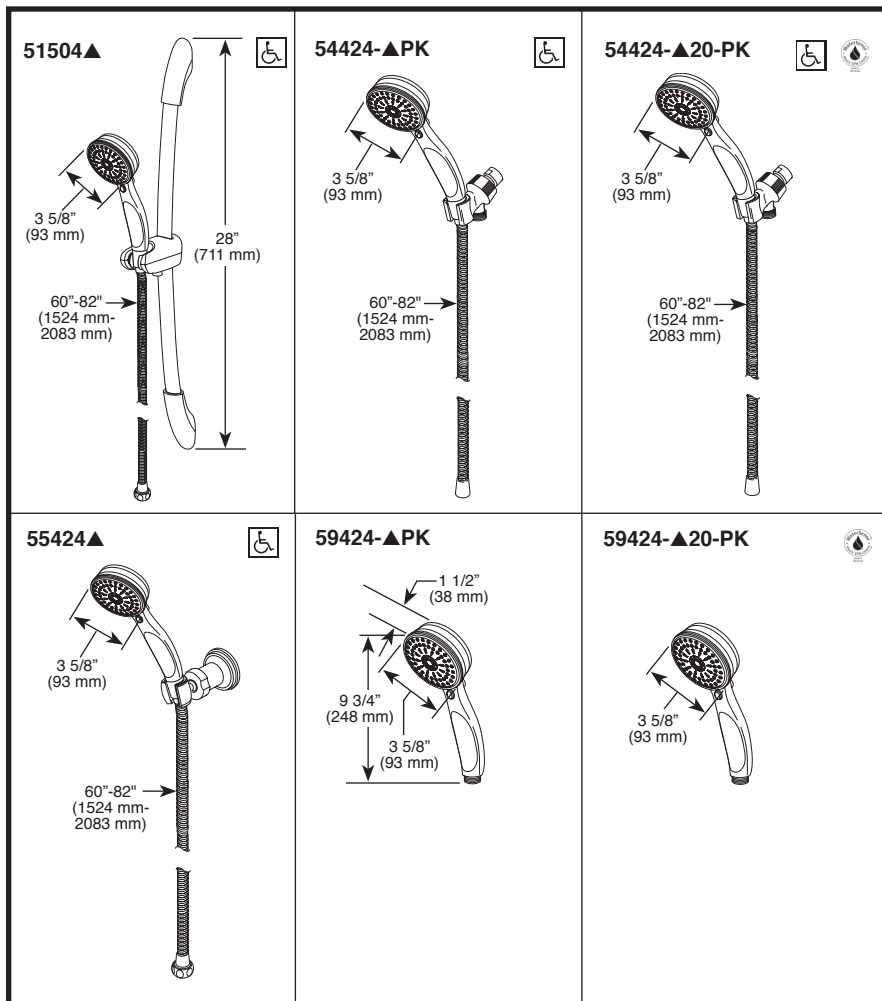
- Three Spray Selection Buttons
- "Pause Control" Button

STANDARD SPECIFICATIONS:

- 2.5 gpm @ 80 psi, 9.5 L/min @ 552 kPa
- 2.0 gpm @ 80 psi, 7.5 L/min @ 552 kPa
- Nine spray settings
- Three spray selection buttons for a simple one-handed push of a button
- 60"-82" stretchable metal hose: 51504, 55424, 54424
- 28" contemporary adjustable wall bar: 51504
- Adjustable wall mount: 55424
- Adjustable shower arm mount: 54424

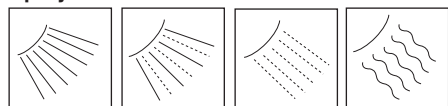
WARRANTY

- Lifetime limited warranty on parts (other than electronic parts and batteries) and finishes: or, for commercial users, for 5 years from date of purchase.
- 5 year limited warranty on electronic parts (other than batteries); or, for commercial users, for 1 year from the date of purchase. No warranty is provided on batteries.

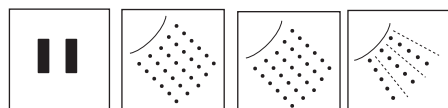


▲ Designate proper finish suffix

Spray Patterns



Full Body Spray Full Spray w/Massage Fast Massage Shampoo Rinsing Spray



Pause Soft Drench Spray Soft Full Spray Soft Drench Spray w/Massage



Shampoo Rinsing Spray w/Massage

◆ Your Delta Faucet handshower incorporates a backflow protection system that has been tested to be in compliance with ASME A112.18.3 and ASME A112.18.1/CSA B125.1. It incorporates two certified check valves in series, which operate independently and are integral, non-serviceable parts of the wand assembly.

COMPLIES WITH:

- ASME A112.18.1 / CSA B125.1 ◆
- Indicates compliance to ICC/ANSI A117.1
- EPA WaterSense[®]



55 E. 111th Street, Indianapolis, Indiana 46280
350 South Edgeware Road, St. Thomas, ON N5P 4L1
© 2016 Masco Corporation of Indiana

Delta reserves the right (1) to make changes in specifications and materials, and (2) to change or discontinue models, both without notice or obligation. Dimensions are for reference only. See current full-line price book or www.deltafaucet.com for finish options and product availability.